



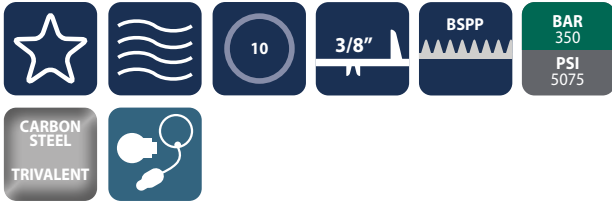
Free flow, valveless pressure washer couplings

PWC Series



INTRODUCTION

Holmbury's PWC Series couplings are able to accommodate high flow rates and minimal pressure drops. The couplings are valveless, hence when disconnected any fluid in the system can escape. This makes these couplings suitable for the transmission of non-hazardous fluids only.



CONSTRUCTION

- Carbon steel with trivalent plating
- Fitted with FKM seals
- Available in AISI 316 stainless steel (See PWS Series)

FEATURES

- Valveless design allows for high flow rates and minimal pressure drop characteristics
- Female half has double 'O' ring sealing arrangement
- Bidirectional flow

ACCESSORIES

- Seal kits are available for the PWC (S) Series

SPECIFICATIONS

- Operating temperatures (with FKM seals): -20°C (-4°F) to 200°C (392°F)

APPLICATIONS

- Designed for use in pressure washer systems and systems containing non-hazardous fluids

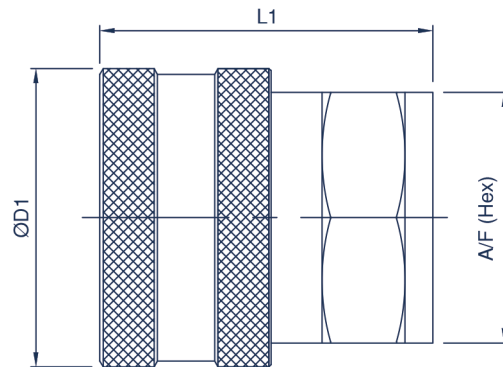
PWC PERFORMANCE CHARACTERISTICS

Body Size	PWC10	
	Pressure in bar - Flow in LPM	Pressure in PSI - Flow in GPM
Maximum working pressure (Coupled)	350	5075
	1500	21750
Burst pressure (Coupled)	23	6.1
Rated flow		

SEAL KITS

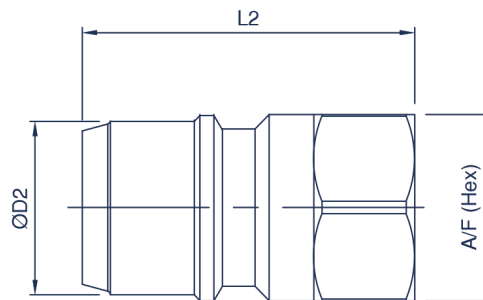
PWC10-F-SEAL KIT

Standard material is FKM



PWC FEMALE COUPLING

Body Size	Part Number	Thread Size	D1		L1		A/F	
			mm	inch	mm	inch	mm	inch
10 (3/8)	PWC10-F-06G	3/8 BSPP	35.0	1.38	39.0	1.54	30.0	1.18
	PWC10-F-06N	3/8 NPTF	35.0	1.38	39.0	1.54	30.0	1.18



PWC MALE COUPLING

Body Size	Part Number	Thread Size	D2		L2		A/F	
			mm	inch	mm	inch	mm	inch
10 (3/8)	PWC10-M-06G	3/8 BSPP	20.0	0.79	38.0	1.50	22.0	0.87
	PWC10-M-06N	3/8 NPTF	20.0	0.79	38.0	1.50	22.0	0.87

For all other configurations or thread types please contact the sales office.