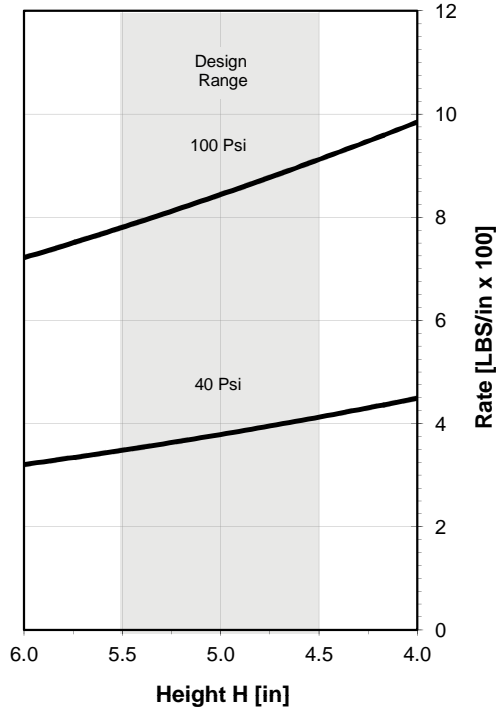


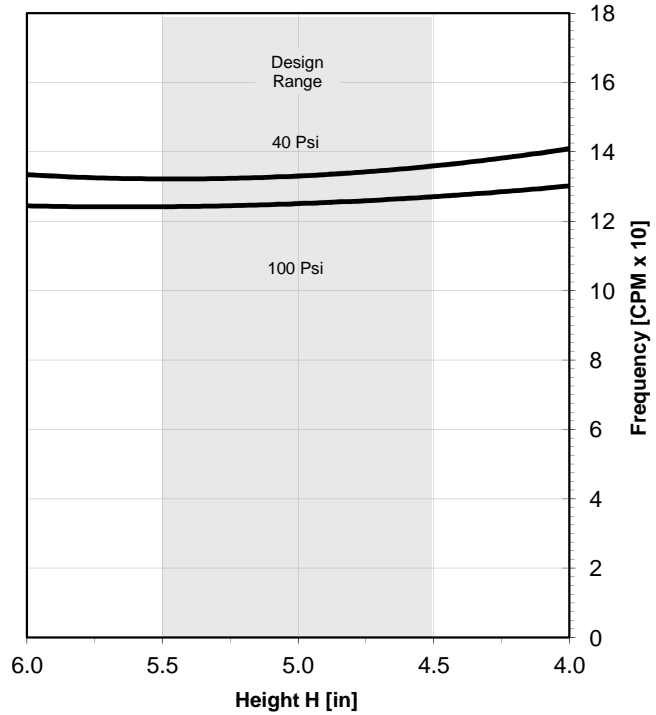
FD 70-15

Order no. TBD

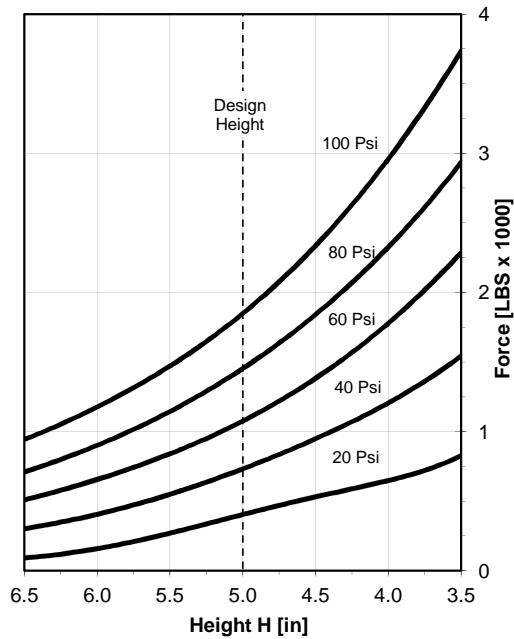
Rate vs Height @ constant pressure



Frequency vs Ht @ Constant Pressure



Dynamic Load vs Deflection



Dyn. Characteristics @ Various Design Hts

Design Height [In]	Load [Lbs]	Pressure [Psig]	Rate [Lbs/In]	Natural Frequency	
				[CPM]	[Hz]
4.5	2000	102	945	129.0	2.15
	2500	128	1157	127.7	2.13
	3000	153	1370	126.8	2.11
	3500	179	1582	126.2	2.10
5.0	2000	108	930	128.0	2.13
	2500	135	1142	126.8	2.11
	3000	162	1354	126.0	2.10
	3500	189	1566	125.5	2.09
5.5	2000	115	901	125.9	2.10
	2500	144	1108	124.9	2.08
	3000	173	1316	124.3	2.07
	3500	202	1523	123.8	2.06

ecl 0, 07/13/2009