



# Manifold

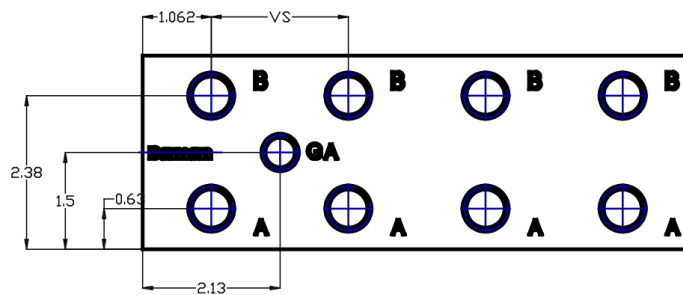
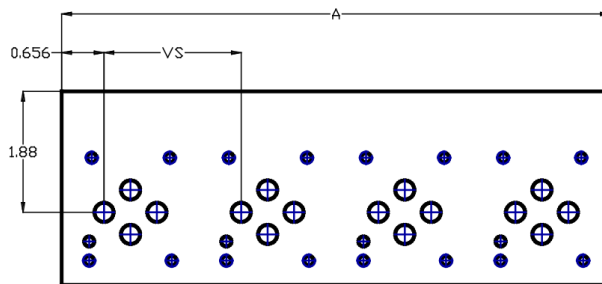
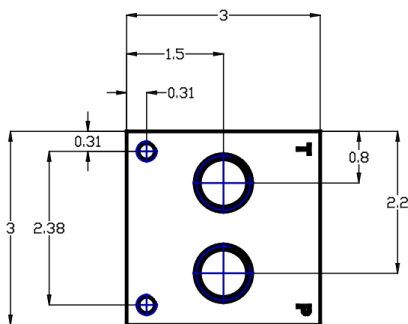

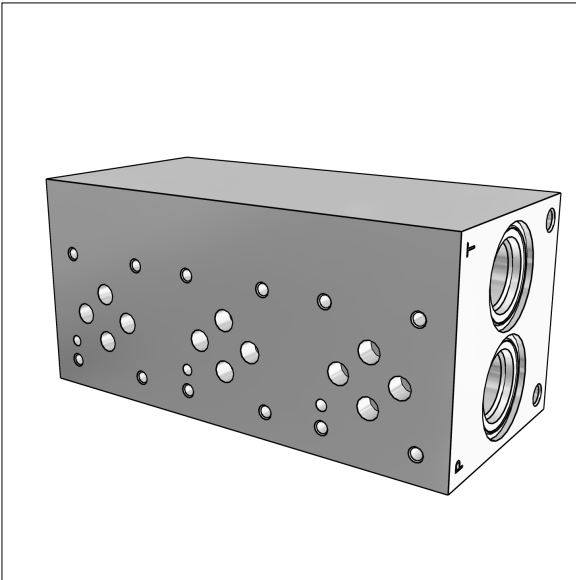
D03 Standard Flow Parallel Circuit

# PDF DATASHEET

© 1992-2017 CADENAS GmbH

Last Modification (geometry): 26/10/2016 08:45

Datasheet creation date: 28/02/2017 11:22





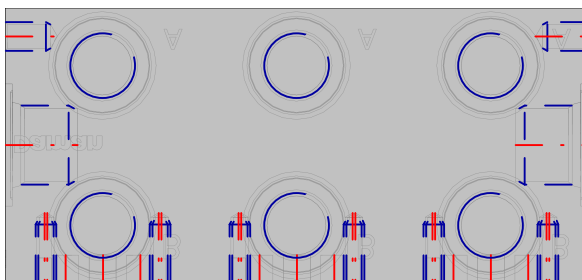
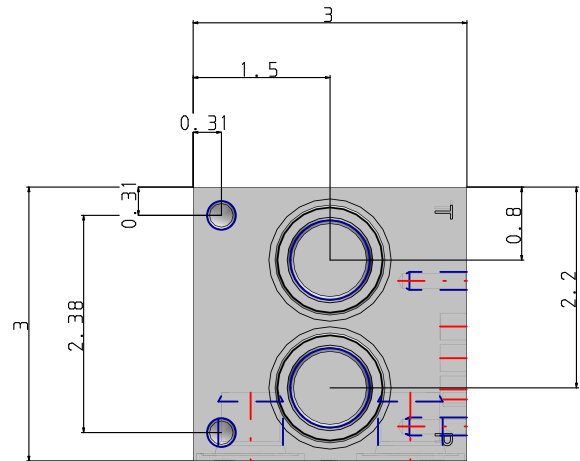
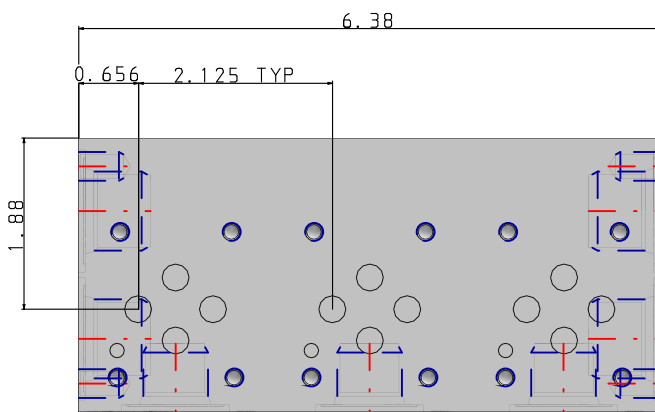
**Manifold**  
D03 Standard Flow Parallel Circuit

# PDF DATASHEET

© 1992-2017 CADENAS GmbH

Last Modification (geometry): 26/10/2016 08:45

Datasheet creation date: 28/02/2017 11:22





**Manifold**  
D03 Standard Flow Parallel Circuit

# PDF DATASHEET

© 1992-2017 CADENAS GmbH

Last Modification (geometry): 26/10/2016 08:45

Datasheet creation date: 28/02/2017 11:22

<b>PN (Part number)</b>	AD03P032M
<b>VP (Valve Pattern)</b>	D03 / ISO 4401-03-02; NFPA T3.5.1-D03
<b>MAT (Material)</b>	Aluminum - 6061-T6
<b>ST (Surface Treatment)</b>	None
<b>CIR (Circuit)</b>	Parallel Circuit
<b>NOS (No. of Stations)</b>	3
<b>VS (Valve Spacing)</b>	2.125 inch
<b>PT (Port Threads)</b>	ISO - ISO 6149
<b>CAV (Cavity)</b>	without Cavity
<b>PI (Pressure Isolation)</b>	Not required
<b>TI (Tank Isolation)</b>	Not required
<b>CIC (Cavity &amp; Isolation Combinations)</b>	N/A
<b>A (A / INCH)</b>	6.375
<b>DIMA (Dim A / INCH)</b>	0
<b>DIMB (Dim B / INCH)</b>	0
<b>DIMC (Dim C / INCH)</b>	0



## Bill of material

N°	Description	Amount
1.1	AD03P032M	1