



Manifold

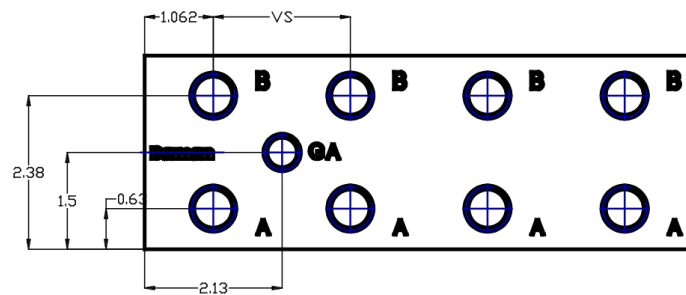
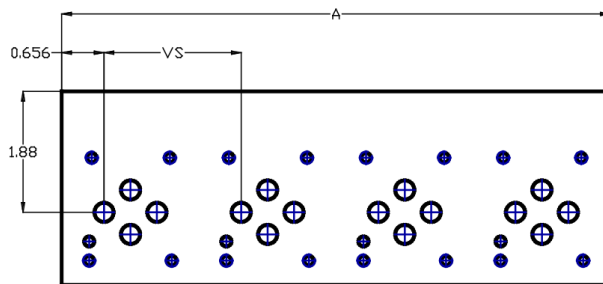
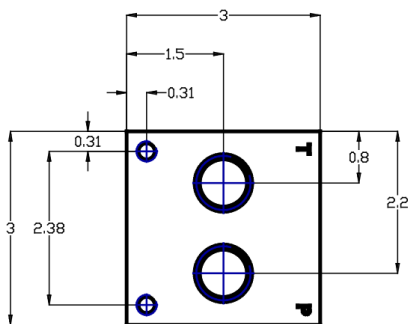
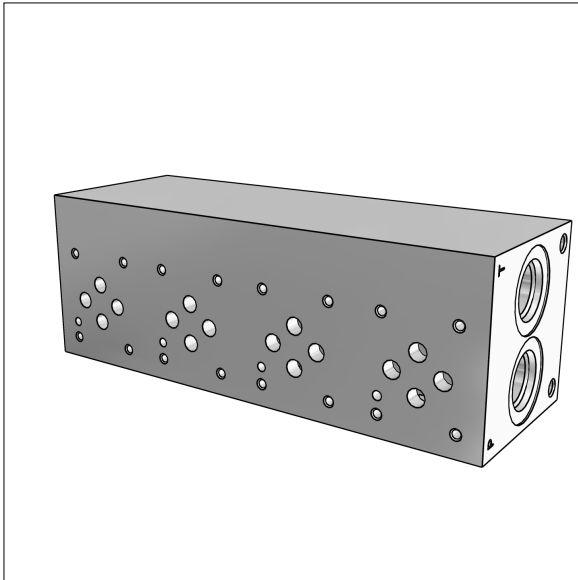
D03 Standard Flow Parallel Circuit

PDF DATASHEET

© 1992-2017 CADENAS GmbH

Last Modification (geometry): 26/10/2016 08:45

Datasheet creation date: 28/02/2017 12:42





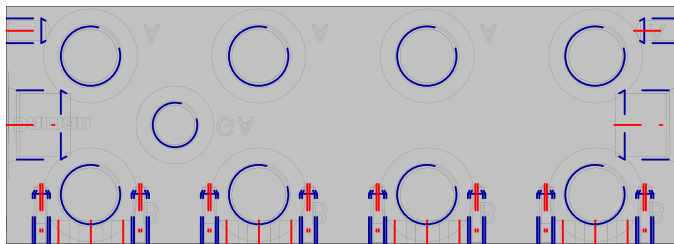
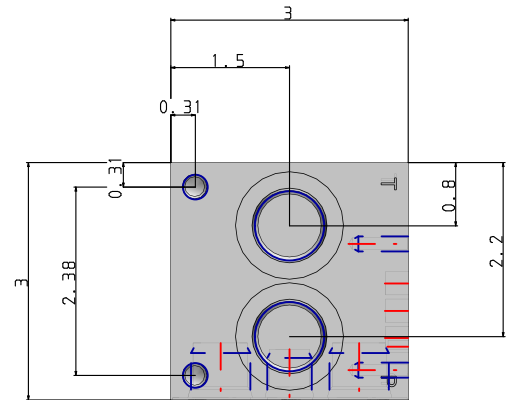
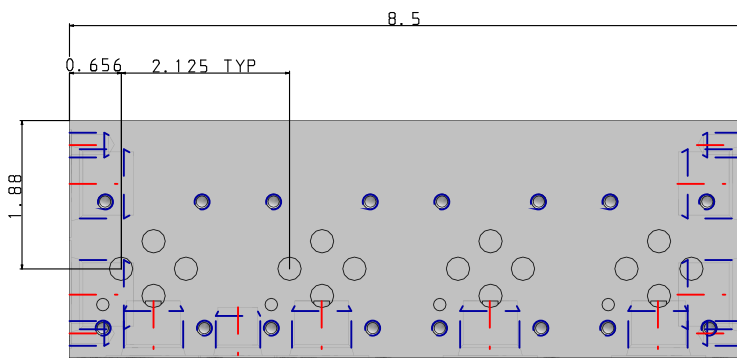
Manifold
D03 Standard Flow Parallel Circuit

PDF DATASHEET

© 1992-2017 CADENAS GmbH

Last Modification (geometry): 26/10/2016 08:45

Datasheet creation date: 28/02/2017 12:42





Manifold
D03 Standard Flow Parallel Circuit

PDF DATASHEET

© 1992-2017 CADENAS GmbH

Last Modification (geometry): 26/10/2016 08:45

Datasheet creation date: 28/02/2017 12:42

PN (Part number)	AD03P042S/PC
VP (Valve Pattern)	D03 / ISO 4401-03-02; NFPA T3.5.1-D03
MAT (Material)	Aluminum - 6061-T6
ST (Surface Treatment)	None
CIR (Circuit)	Parallel Circuit
NOS (No. of Stations)	4
VS (Valve Spacing)	2.125 inch
PT (Port Threads)	SAE - ISO 11926
CAV (Cavity)	without Cavity
PI (Pressure Isolation)	Between stations 03 & 04
TI (Tank Isolation)	Not required
CIC (Cavity & Isolation Combinations)	N/A
A (A / INCH)	8.5
DIMA (Dim A / INCH)	0
DIMB (Dim B / INCH)	0
DIMC (Dim C / INCH)	0



Bill of material

N°	Description	Amount
1.1	AD03P042S/PC	1