



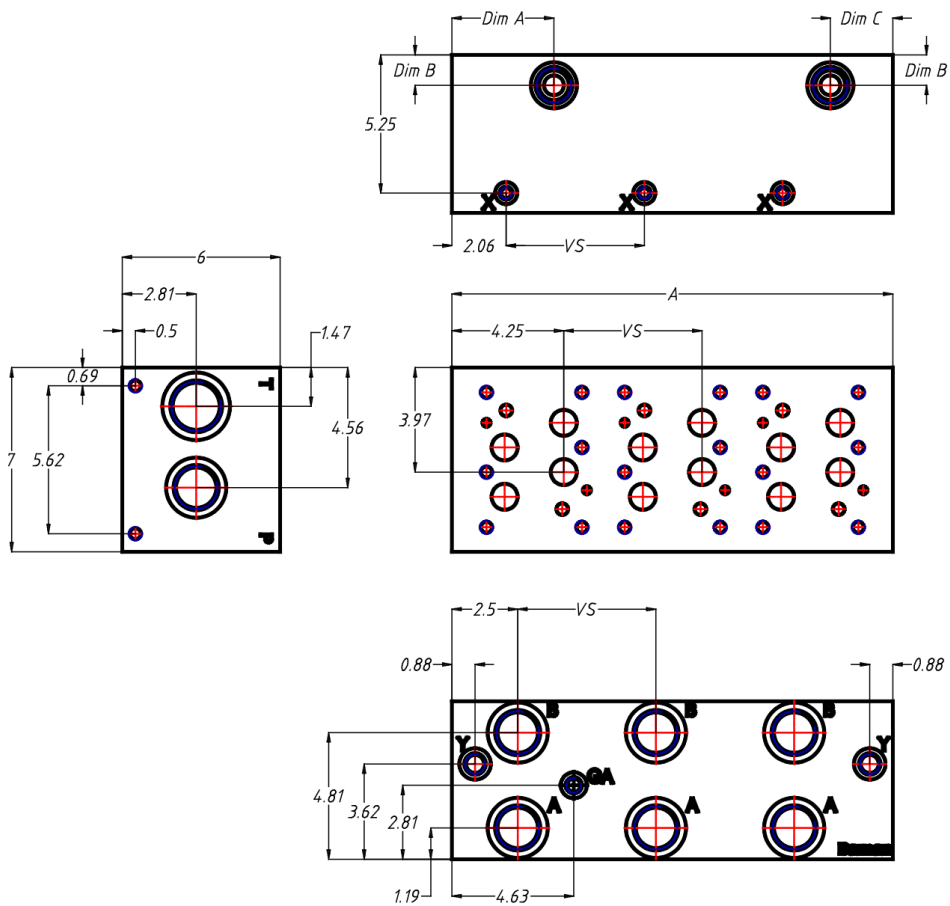
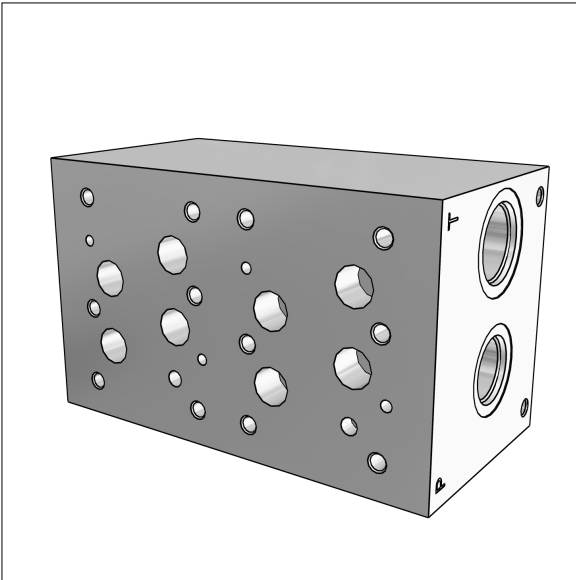
Manifold
D08 High Flow Parallel Circuit

PDF DATASHEET

© 1992-2017 CADENAS GmbH

Last Modification (geometry): 26/10/2016 08:45

Datasheet creation date: 01/03/2017 06:36





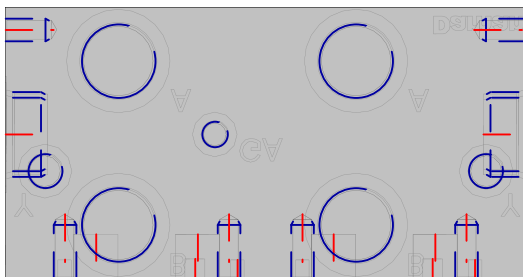
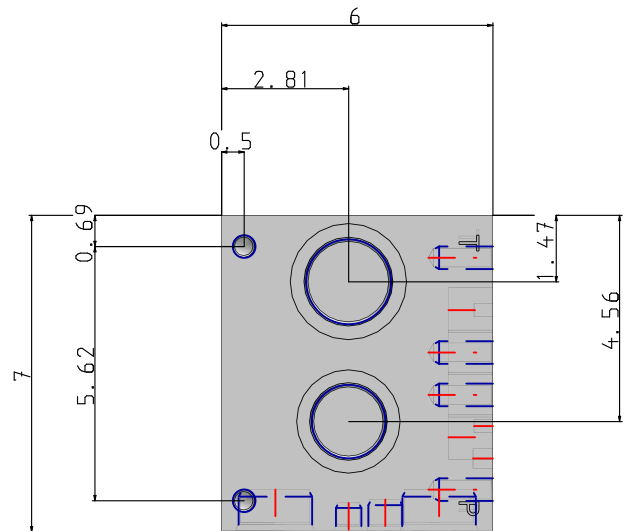
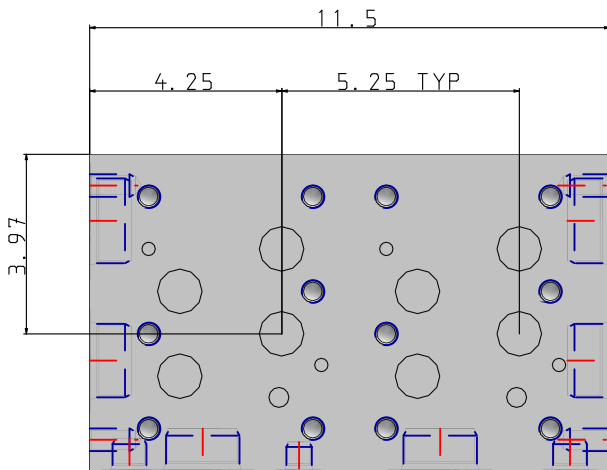
Manifold
D08 High Flow Parallel Circuit

PDF DATASHEET

© 1992-2017 CADENAS GmbH

Last Modification (geometry): 26/10/2016 08:45

Datasheet creation date: 01/03/2017 06:36





Manifold
D08 High Flow Parallel Circuit

PDF DATASHEET

© 1992-2017 CADENAS GmbH

Last Modification (geometry): 26/10/2016 08:45

Datasheet creation date: 01/03/2017 06:36

PN (Part number)	AD08HP025S/TA
VP (Valve Pattern)	D08 / ISO 4401-08-07; NFPA T3.5.1-D08
MAT (Material)	Aluminum - 6061-T6
ST (Surface Treatment)	None
CIR (Circuit)	Parallel Circuit High Flow
NOS (No. of Stations)	2
VS (Valve Spacing)	5.25 inch
PT (Port Threads)	SAE - ISO 11926
PP (Pilot Ports)	Without Pilot Ports
CAV (Cavity)	without Cavity
PI (Pressure Isolation)	Not required
TI (Tank Isolation)	Between stations 01 & 02
CIC (Cavity & Isolation Combinations)	N/A
A (A / INCH)	11.5
DIMA (Dim A / INCH)	0
DIMB (Dim B / INCH)	0
DIMC (Dim C / INCH)	0



Bill of material

N°	Description	Amount
1.1	AD08HP025S/TA	1