



Manifold

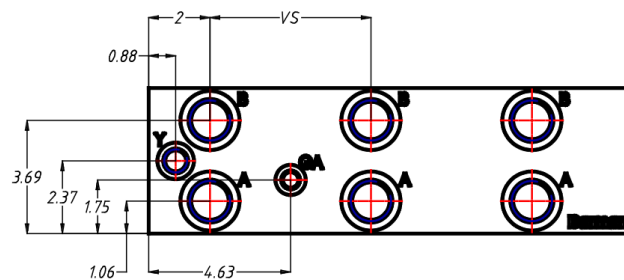
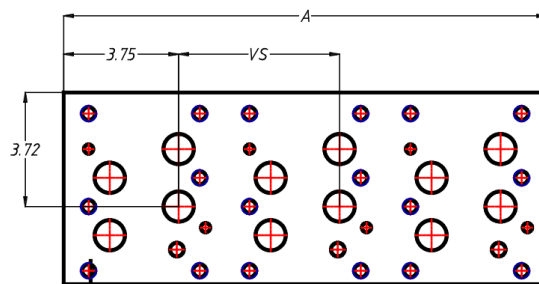
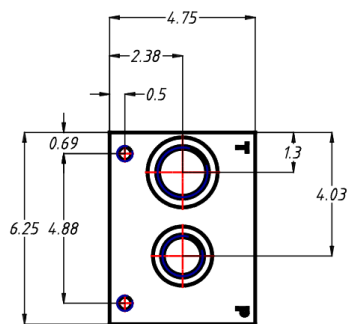
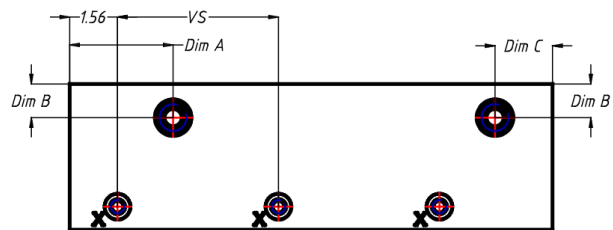
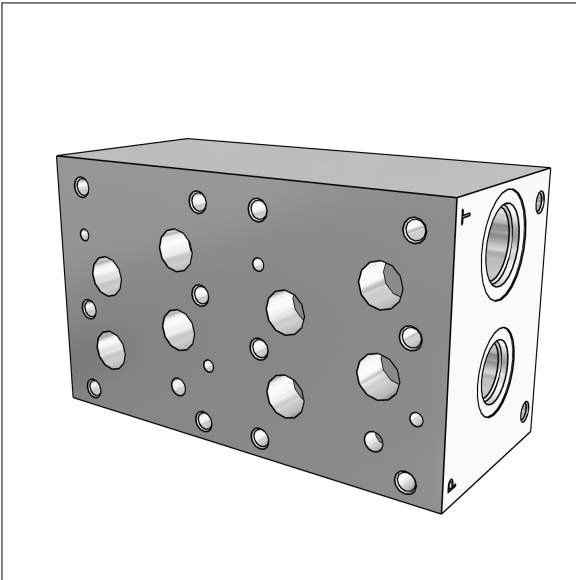
D08 Standard Flow Parallel Circuit

PDF DATASHEET

© 1992-2017 CADENAS GmbH

Last Modification (geometry): 26/10/2016 08:45

Datasheet creation date: 01/03/2017 08:38





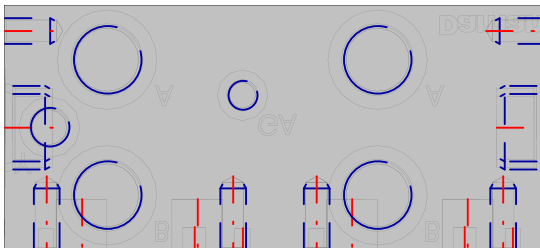
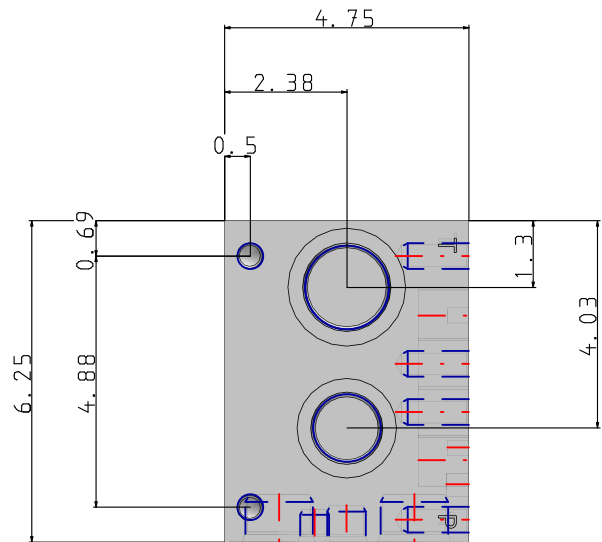
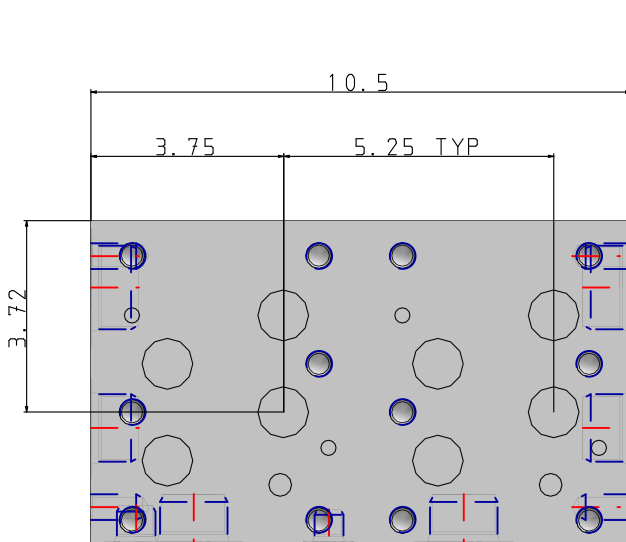
Manifold
D08 Standard Flow Parallel Circuit

PDF DATASHEET

© 1992-2017 CADENAS GmbH

Last Modification (geometry): 26/10/2016 08:45

Datasheet creation date: 01/03/2017 08:38





Manifold

D08 Standard Flow Parallel Circuit

PDF DATASHEET

© 1992-2017 CADENAS GmbH

Last Modification (geometry): 26/10/2016 08:45

Datasheet creation date: 01/03/2017 08:38

| | |
|--|---------------------------------------|
| PN (Part number) | AD08P025S |
| VP (Valve Pattern) | D08 / ISO 4401-08-07; NFPA T3.5.1-D08 |
| MAT (Material) | Aluminum - 6061-T6 |
| ST (Surface Treatment) | None |
| CIR (Circuit) | Parallel Circuit Standard Flow |
| NOS (No. of Stations) | 2 |
| VS (Valve Spacing) | 5.25 inch |
| PT (Port Threads) | SAE - ISO 11926 |
| PP (Pilot Ports) | Without Pilot Ports |
| CAV (Cavity) | without Cavity |
| PI (Pressure Isolation) | Not required |
| TI (Tank Isolation) | Not required |
| CIC (Cavity & Isolation Combinations) | N/A |
| A (A / INCH) | 10.5 |
| DIMA (Dim A / INCH) | 0 |
| DIMB (Dim B / INCH) | 0 |
| DIMC (Dim C / INCH) | 0 |



Bill of material

| N° | Description | Amount |
|-----|-------------|--------|
| 1.1 | AD08P025S | 1 |