



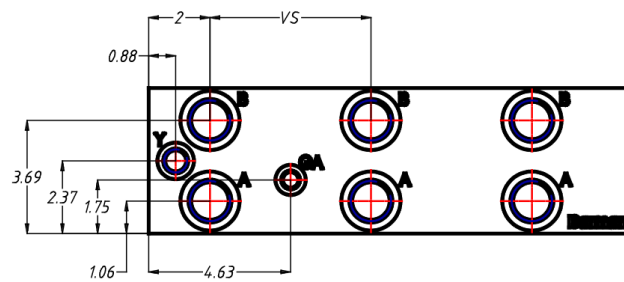
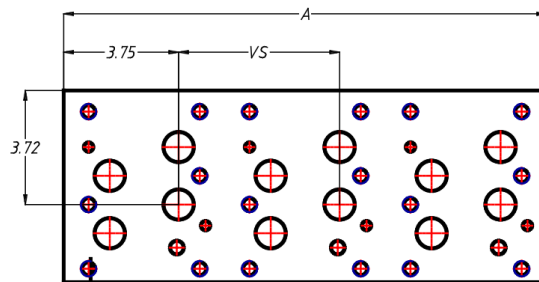
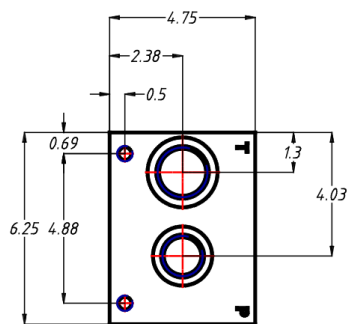
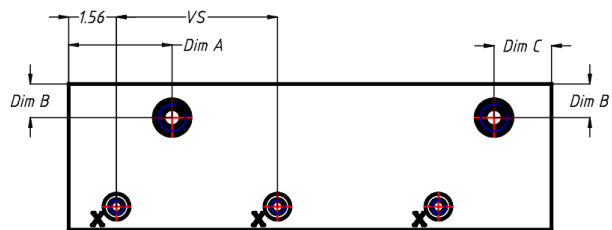
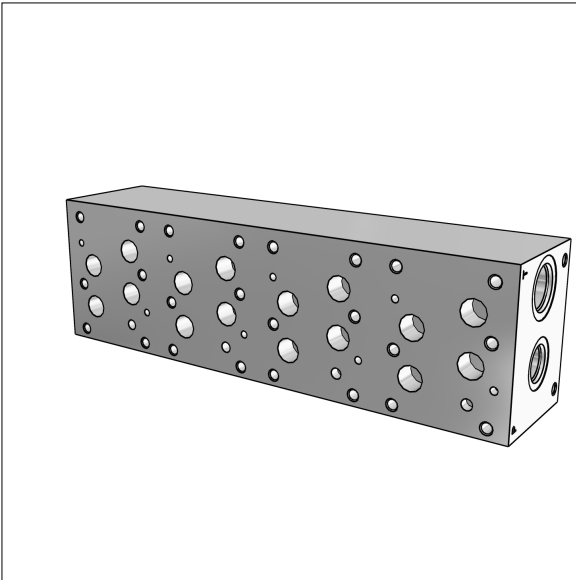
Manifold
D08 Standard Flow Parallel Circuit

PDF DATASHEET

© 1992-2017 CADENAS GmbH

Last Modification (geometry): 26/10/2016 08:45

Datasheet creation date: 27/02/2017 06:06





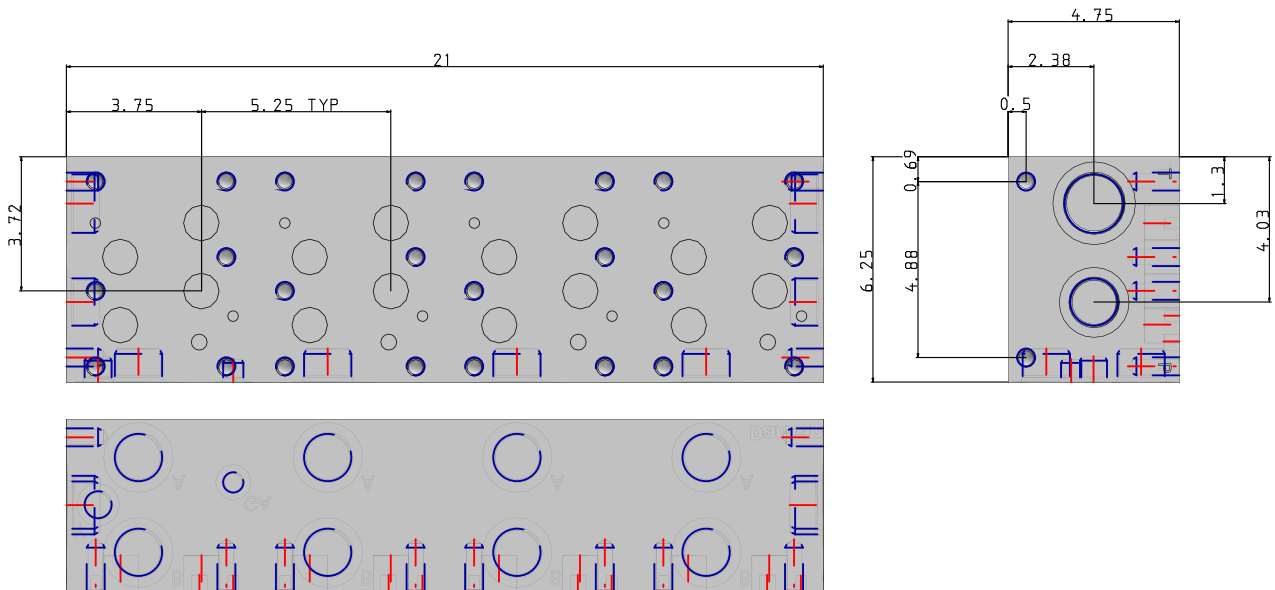
Manifold
D08 Standard Flow Parallel Circuit

PDF DATASHEET

© 1992-2017 CADENAS GmbH

Last Modification (geometry): 26/10/2016 08:45

Datasheet creation date: 27/02/2017 06:06





Manifold

D08 Standard Flow Parallel Circuit

PDF DATASHEET

© 1992-2017 CADENAS GmbH

Last Modification (geometry): 26/10/2016 08:45

Datasheet creation date: 27/02/2017 06:06

PN (Part number)	AD08P045S
VP (Valve Pattern)	D08 / ISO 4401-08-07; NFPA T3.5.1-D08
MAT (Material)	Aluminum - 6061-T6
ST (Surface Treatment)	None
CIR (Circuit)	Parallel Circuit Standard Flow
NOS (No. of Stations)	4
VS (Valve Spacing)	5.25 inch
PT (Port Threads)	SAE - ISO 11926
PP (Pilot Ports)	Without Pilot Ports
CAV (Cavity)	without Cavity
PI (Pressure Isolation)	Not required
TI (Tank Isolation)	Not required
CIC (Cavity & Isolation Combinations)	N/A
A (A / INCH)	21
DIMA (Dim A / INCH)	0
DIMB (Dim B / INCH)	0
DIMC (Dim C / INCH)	0



Bill of material

N°	Description	Amount
1.1	AD08P045S	1