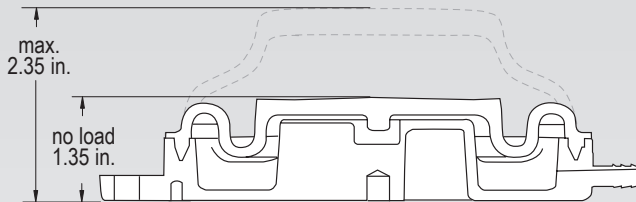
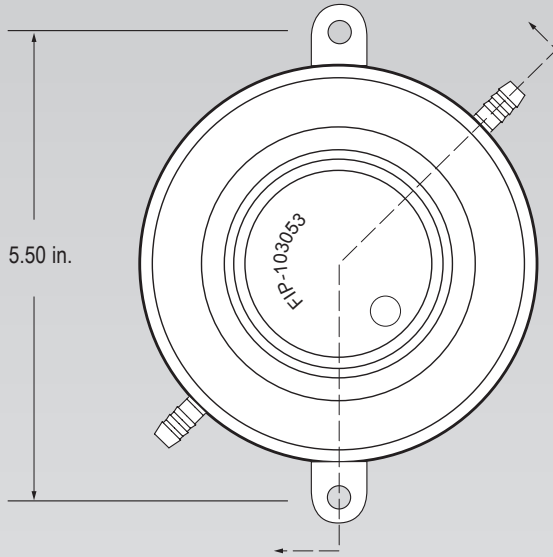
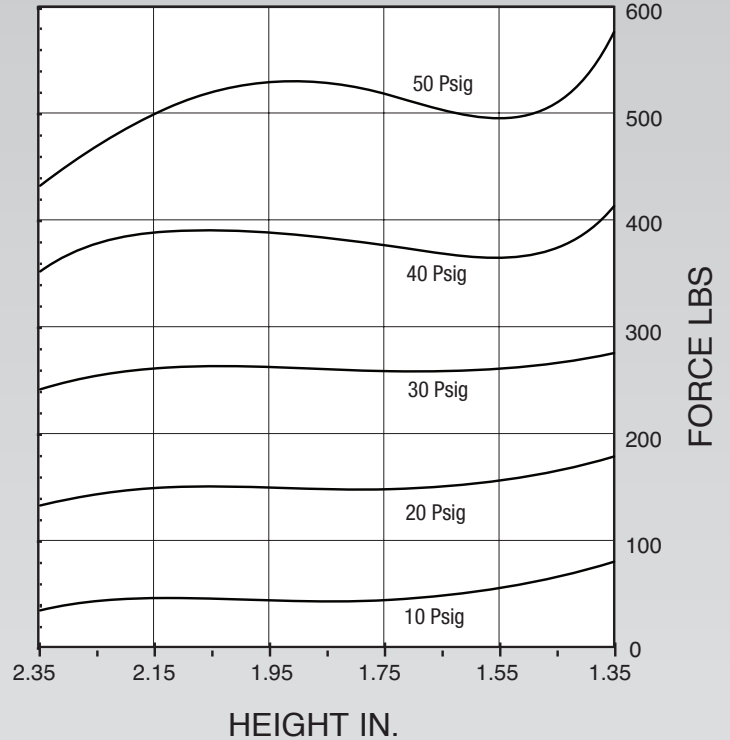


Description	Assembly Order No.
120-P-25	WA1-358-5677



Use .25 in. or M6 screws to mount through tabs.

Use .25 in. [6.4] ID nylon or equivalent tubing.



Assembly Height (in.)	Volume @ 50 PSIG (in ³)	Pounds Force				
		@10 PSIG	@20 PSIG	@30 PSIG	@40 PSIG	@50 PSIG
1.35		87	182	277	411	570
1.45		74	171	269	368	500
1.55		64	162	263	366	486
1.65		57	156	260	369	499
1.75		52	153	260	373	512
1.85		51	154	262	379	524
1.95		52	154	263	385	526
2.05		53	156	266	390	516
2.15		54	155	265	387	497
2.25		51	150	257	376	464
2.35		43	138	244	352	430

NOTE:

Do not use as an Airmount isolator.