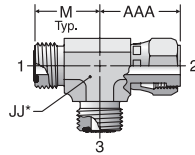


R6LO

Swivel Nut Run Tee
ORFS / ORFS Swivel / ORFS

SAE 520432

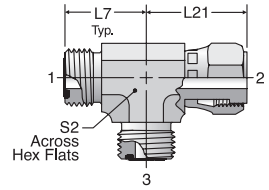


* JJ – Across Wrench Flats

R6MLO

Swivel Nut Run Tee – mm Hex
ORFS / ORFS Swivel / ORFS

ISO 8434-3 SWRT
SAE 52M0432



TUBE FITTING PART #	END SIZE		JJ (in.)	M (in.)	STANDARD Dynamic Pressure (x 1,000 PSI)	
	1-3 (in.)	AAA (in.)			-S	-SS
	4 R6LO	1/4				
6 R6LO	3/8	1.17	3/4	0.98	9.2	
8 R6LO	1/2	1.49	3/4	1.10	9.2	
10 R6LO	5/8	1.65	1 1/16	1.31	6.0	
12 R6LO	3/4	1.82	1 3/16	1.47	6.0	6.0
14 R6LO*	7/8	2.07	1 5/16	1.63		
16 R6LO	1	2.10	1 7/16	1.64	6.0	
20 R6LO	1 1/4	2.29	1 5/8	1.76	5.0	
24 R6LO	1 1/2	2.41	1 7/8	1.92	4.0	

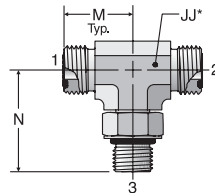
TUBE FITTING PART #	END SIZE		L7 (mm)	L21 (mm)	S2 (mm)	STANDARD Dynamic Pressure (x 1,000 PSI)	
	1-3					S	SS
	(mm)	(in.)					
4R6MLO	6	1/4	21.5	26.5	14	9.2	
6R6MLO	8,10	3/8	25	29	19	9.2	
8R6MLO	12	1/2	28	38	19	9.2	
10R6MLO	14,15,16	5/8	33.5	41	27	6.0	
12R6MLO	18,20	3/4	37.5	46.5	30	6.0	
16R6MLO	22,25	1	41.5	53.5	36	6.0	
20R6MLO	28,30,32	1 1/4	44.5	58	41	4.0	
24R6MLO	35,38	1 1/2	49	61	50	4.0	

* Size 14 is not included in SAE J1453.

S5OLO

Straight Thread Branch Tee
ORFS / ORFS / SAE-ORB

SAE 520429



* JJ – Across Wrench Flats

TUBE FITTING PART #	END SIZE			JJ (in.)	M (in.)	N (in.)	STANDARD Dynamic Pressure (x 1,000 PSI)	
	1 (in.)	2 (in.)	3 UN/UNF-2A				-S	-SS
	4 S5OLO	1/4	1/4					
4-4-6 S5OLO	1/4	1/4	9/16-18	9/16	0.92	1.45	6.0	
6 S5OLO	3/8	3/8	9/16-18	3/4	0.98	1.45	6.0	6.0
6-6-4 S5OLO	3/8	3/8	7/16-20	3/4	0.98	1.45	6.0	
6-6-8 S5OLO	3/8	3/8	3/4-16	3/4	1.04	1.60	6.0	
8 S5OLO	1/2	1/2	3/4-16	3/4	1.10	1.60	6.0	6.0
8-8-10 S5OLO	1/2	1/2	7/8-14	1 1/16	1.21	1.97	6.0	
8-8-12 S5OLO	1/2	1/2	1 1/16-12	1 3/16	1.32	2.17	6.0	
10 S5OLO	5/8	5/8	7/8-14	1 1/16	1.31	1.97	6.0	
10-10-12 S5OLO	5/8	5/8	1 1/16-12	1 3/16	1.41	2.17	6.0	
12 S5OLO	3/4	3/4	1 1/16-12	1 3/16	1.47	2.17	6.0	6.0
12-12-16 S5OLO	3/4	3/4	1 5/16-12	1 7/16	1.62	2.35	5.5	
16 S5OLO	1	1	1 5/16-12	1 7/16	1.64	2.35	5.5	
16-16-20 S5OLO	1	1	1 5/8-12	1 5/8	1.76	2.45		
20 S5OLO	1 1/4	1 1/4	1 5/8-12	1 5/8	1.76	2.45	4.0	
24 S5OLO	1 1/2	1 1/2	1 7/8-12	1 7/8	1.92	2.59	4.0	

Dimensions and pressures for reference only, subject to change.