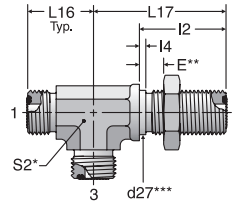


WJJMLO

Bulkhead Run Tee – mm Hex
ORFS (all three ends)

ISO 8434-3 BHRT
SAE 52M0958
WJJMLOWLNML - Body with Locknut
(See [page A12](#) for WLNML)



| TUBE FITTING PART # | END SIZE | | d27 (mm) | E (mm) | I2 (mm) | I4 (mm) | L16 (mm) | L17 (mm) | S2 (mm) | STANDARD Dynamic Pressure (x 1,000 PSI) | |
|---------------------|----------|-------|----------|--------|---------|---------|----------|----------|---------|---|----|
| | 1-3 | | | | | | | | | S | SS |
| | (mm) | (in.) | | | | | | | | | |
| 4WJJMLO | 6 | 1/4 | 14.3 | 14 | 31.5 | 1.5 | 22.5 | 47 | 14 | 9.2 | |
| 6WJJMLO | 8,10 | 3/8 | 17.5 | 14 | 34 | 1.5 | 26 | 52 | 19 | 9.2 | |
| 8WJJMLO | 12 | 1/2 | 20.6 | 14 | 36.5 | 2.5 | 29 | 55.5 | 19 | 9.2 | |
| 10WJJMLO | 14,15,16 | 5/8 | 25.4 | 14 | 40.5 | 2.5 | 34.5 | 63 | 27 | 6.0 | |
| 12WJJMLO | 18,20 | 3/4 | 30.2 | 14 | 41.5 | 3 | 38.5 | 67 | 30 | 6.0 | |
| 16WJJMLO | 22,25 | 1 | 36.5 | 14 | 42 | 3 | 42.5 | 71 | 36 | 6.0 | |
| 20WJJMLO | 28,30,32 | 1 1/4 | 42.9 | 14 | 42 | 3 | 45.5 | 75.5 | 41 | | |
| 24WJJMLO | 35,38 | 1 1/2 | 50.8 | 14 | 42 | 3 | 49.5 | 79.5 | 50 | | |

* S2 – Across wrench flats.

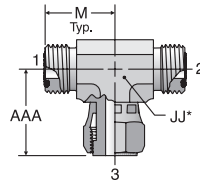
** E – Maximum bulkhead thickness.

***d27 - Bulkhead pilot diameter. Recommended clearance hole is d27 + 0.4 mm.

S6LO

Swivel Nut Branch Tee
ORFS / ORFS / ORFS Swivel

SAE 520433



* JJ – Across Wrench Flats

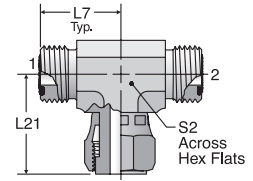
| TUBE FITTING PART # | END SIZE | | JJ (in.) | M (in.) | STANDARD Dynamic Pressure (x 1,000 PSI) | |
|---------------------|-----------|-----------|----------|---------|---|------|
| | 1-3 (in.) | AAA (in.) | | | -S | -SS |
| | 4 S6LO | 1/4 | | | 1.07 | 9/16 |
| 6 S6LO | 3/8 | 1.17 | 3/4 | 0.98 | 9.2 | 9.2 |
| 8 S6LO | 1/2 | 1.49 | 3/4 | 1.10 | 9.2 | 9.2 |
| 10 S6LO | 5/8 | 1.65 | 1 1/16 | 1.31 | 6.0 | 6.0 |
| 12 S6LO | 3/4 | 1.82 | 1 3/16 | 1.47 | 6.0 | 6.0 |
| 14 S6LO* | 7/8 | 2.07 | 1 5/16 | 1.63 | | |
| 16 S6LO | 1 | 2.10 | 1 7/16 | 1.64 | 6.0 | |
| 20 S6LO | 1 1/4 | 2.29 | 1 5/8 | 1.76 | 5.0 | 5.0 |
| 24 S6LO | 1 1/2 | 2.41 | 1 7/8 | 1.92 | 4.0 | |

* Size 14 is not included in SAE J1453.

S6MLO

Swivel Nut Branch Tee – mm Hex
ORFS / ORFS / ORFS Swivel

ISO 8434-3 SWBT
SAE 52M0433



* S2 – Across Wrench Flats

| TUBE FITTING PART # | END SIZE | | L7 (mm) | L21 (mm) | S2 (mm) | STANDARD Dynamic Pressure (x 1,000 PSI) | |
|---------------------|----------|-------|---------|----------|---------|---|----|
| | 1-3 | | | | | S | SS |
| | (mm) | (in.) | | | | | |
| 4S6MLO | 6 | 1/4 | 21.5 | 26.5 | 14 | | |
| 6S6MLO | 8,10 | 3/8 | 25 | 29 | 19 | 9.2 | |
| 8S6MLO | 12 | 1/2 | 28 | 38 | 19 | 9.2 | |
| 10S6MLO | 14,15,16 | 5/8 | 33.5 | 41 | 27 | 6.0 | |
| 12S6MLO | 18,20 | 3/4 | 37.5 | 46.5 | 30 | 6.0 | |
| 16S6MLO | 22,25 | 1 | 41.5 | 53.5 | 36 | 6.0 | |
| 20S6MLO | 28,30,32 | 1 1/4 | 44.5 | 58 | 41 | 4.0 | |
| 24S6MLO | 35,38 | 1 1/2 | 49 | 61 | 50 | | |

Dimensions and pressures for reference only, subject to change.