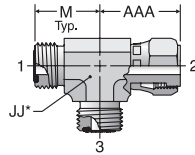


R6LO

Swivel Nut Run Tee
ORFS / ORFS Swivel / ORFS

SAE 520432

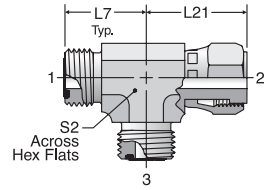


* JJ – Across Wrench Flats

R6MLO

Swivel Nut Run Tee – mm Hex
ORFS / ORFS Swivel / ORFS

ISO 8434-3 SWRT
SAE 52M0432



| TUBE FITTING PART # | END SIZE | | JJ (in.) | M (in.) | STANDARD Dynamic Pressure (x 1,000 PSI) | |
|---------------------|-----------|-----------|----------|---------|---|-----|
| | 1-3 (in.) | AAA (in.) | | | -S | -SS |
| | 4 R6LO | 1/4 | | | | |
| 6 R6LO | 3/8 | 1.17 | 3/4 | 0.98 | 9.2 | |
| 8 R6LO | 1/2 | 1.49 | 3/4 | 1.10 | 9.2 | |
| 10 R6LO | 5/8 | 1.65 | 1 1/16 | 1.31 | 6.0 | |
| 12 R6LO | 3/4 | 1.82 | 1 3/16 | 1.47 | 6.0 | 6.0 |
| 14 R6LO* | 7/8 | 2.07 | 1 5/16 | 1.63 | | |
| 16 R6LO | 1 | 2.10 | 1 7/16 | 1.64 | 6.0 | |
| 20 R6LO | 1 1/4 | 2.29 | 1 5/8 | 1.76 | 5.0 | |
| 24 R6LO | 1 1/2 | 2.41 | 1 7/8 | 1.92 | 4.0 | |

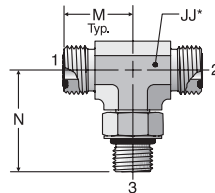
| TUBE FITTING PART # | END SIZE | | L7 (mm) | L21 (mm) | S2 (mm) | STANDARD Dynamic Pressure (x 1,000 PSI) | |
|---------------------|----------|-------|---------|----------|---------|---|----|
| | 1-3 | | | | | S | SS |
| | (mm) | (in.) | | | | | |
| 4R6MLO | 6 | 1/4 | 21.5 | 26.5 | 14 | 9.2 | |
| 6R6MLO | 8,10 | 3/8 | 25 | 29 | 19 | 9.2 | |
| 8R6MLO | 12 | 1/2 | 28 | 38 | 19 | 9.2 | |
| 10R6MLO | 14,15,16 | 5/8 | 33.5 | 41 | 27 | 6.0 | |
| 12R6MLO | 18,20 | 3/4 | 37.5 | 46.5 | 30 | 6.0 | |
| 16R6MLO | 22,25 | 1 | 41.5 | 53.5 | 36 | 6.0 | |
| 20R6MLO | 28,30,32 | 1 1/4 | 44.5 | 58 | 41 | 4.0 | |
| 24R6MLO | 35,38 | 1 1/2 | 49 | 61 | 50 | 4.0 | |

* Size 14 is not included in SAE J1453.

S5OLO

Straight Thread Branch Tee
ORFS / ORFS / SAE-ORB

SAE 520429



* JJ – Across Wrench Flats

| TUBE FITTING PART # | END SIZE | | | JJ (in.) | M (in.) | N (in.) | STANDARD Dynamic Pressure (x 1,000 PSI) | |
|---------------------|----------|---------|-------------|----------|---------|---------|---|-----|
| | 1 (in.) | 2 (in.) | 3 UN/UNF-2A | | | | -S | -SS |
| | 4 S5OLO | 1/4 | 1/4 | | | | | |
| 4-4-6 S5OLO | 1/4 | 1/4 | 9/16-18 | 9/16 | 0.92 | 1.45 | 6.0 | |
| 6 S5OLO | 3/8 | 3/8 | 9/16-18 | 3/4 | 0.98 | 1.45 | 6.0 | 6.0 |
| 6-6-4 S5OLO | 3/8 | 3/8 | 7/16-20 | 3/4 | 0.98 | 1.45 | 6.0 | |
| 6-6-8 S5OLO | 3/8 | 3/8 | 3/4-16 | 3/4 | 1.04 | 1.60 | 6.0 | |
| 8 S5OLO | 1/2 | 1/2 | 3/4-16 | 3/4 | 1.10 | 1.60 | 6.0 | 6.0 |
| 8-8-10 S5OLO | 1/2 | 1/2 | 7/8-14 | 1 1/16 | 1.21 | 1.97 | 6.0 | |
| 8-8-12 S5OLO | 1/2 | 1/2 | 1 1/16-12 | 1 3/16 | 1.32 | 2.17 | 6.0 | |
| 10 S5OLO | 5/8 | 5/8 | 7/8-14 | 1 1/16 | 1.31 | 1.97 | 6.0 | |
| 10-10-12 S5OLO | 5/8 | 5/8 | 1 1/16-12 | 1 3/16 | 1.41 | 2.17 | 6.0 | |
| 12 S5OLO | 3/4 | 3/4 | 1 1/16-12 | 1 3/16 | 1.47 | 2.17 | 6.0 | 6.0 |
| 12-12-16 S5OLO | 3/4 | 3/4 | 1 5/16-12 | 1 7/16 | 1.62 | 2.35 | 5.5 | |
| 16 S5OLO | 1 | 1 | 1 5/16-12 | 1 7/16 | 1.64 | 2.35 | 5.5 | |
| 16-16-20 S5OLO | 1 | 1 | 1 5/8-12 | 1 5/8 | 1.76 | 2.45 | | |
| 20 S5OLO | 1 1/4 | 1 1/4 | 1 5/8-12 | 1 5/8 | 1.76 | 2.45 | 4.0 | |
| 24 S5OLO | 1 1/2 | 1 1/2 | 1 7/8-12 | 1 7/8 | 1.92 | 2.59 | 4.0 | |

Dimensions and pressures for reference only, subject to change.