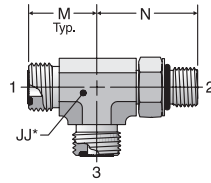


R5OLO

Straight Thread Run Tee
ORFS / SAE-ORB / ORFS

SAE 520428

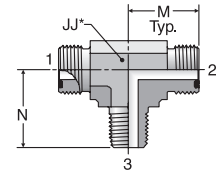


* JJ – Across Wrench Flats

SLO

Male Pipe Tee
ORFS / ORFS / NPTF

SAE 520425



* JJ – Across Wrench Flats

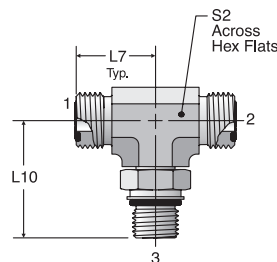
| TUBE FITTING PART # | END SIZE | | | JJ (in.) | M (in.) | N (in.) | STANDARD Dynamic Pressure (x 1,000 PSI) | |
|---------------------|----------|-------------|---------|----------|---------|---------|---|-----|
| | 1 (in.) | 2 UN/UNF-2A | 3 (in.) | | | | -S | -SS |
| 4 R5OLO | 1/4 | 7/16-20 | 1/4 | 9/16 | 0.85 | 1.29 | 6.0 | 6.0 |
| 4-6-4 R5OLO | 1/4 | 9/16-18 | 1/4 | 3/4 | 0.92 | 1.45 | 6.0 | |
| 6 R5OLO | 3/8 | 9/16-18 | 3/8 | 3/4 | 0.98 | 1.45 | 6.0 | 6.0 |
| 6-8-6 R5OLO | 3/8 | 3/4-16 | 3/8 | 3/4 | 1.04 | 1.60 | 6.0 | |
| 8 R5OLO | 1/2 | 3/4-16 | 1/2 | 3/4 | 1.10 | 1.60 | 6.0 | 6.0 |
| 8-10-8 R5OLO | 1/2 | 7/8-14 | 1/2 | 1 1/16 | 1.21 | 1.97 | 6.0 | |
| 10 R5OLO | 5/8 | 7/8-14 | 5/8 | 1 1/16 | 1.31 | 1.97 | 6.0 | 6.0 |
| 10-12-10 R5OLO | 5/8 | 1 1/16-12 | 5/8 | 1 3/16 | 1.41 | 2.17 | 6.0 | |
| 12 R5OLO | 3/4 | 1 1/16-12 | 3/4 | 1 3/16 | 1.47 | 2.17 | 6.0 | 6.0 |
| 12-16-12 R5OLO | 3/4 | 1 5/16-12 | 3/4 | 1 7/16 | 1.62 | 2.35 | 5.5 | |
| 16 R5OLO | 1 | 1 5/16-12 | 1 | 1 7/16 | 1.64 | 2.35 | 5.5 | 5.5 |
| 16-20-16 R5OLO | 1 | 1 5/8-12 | 1 | 1 5/8 | 1.76 | 2.45 | | |
| 20 R5OLO | 1 1/4 | 1 5/8-12 | 1 1/4 | 1 5/8 | 1.76 | 2.45 | 4.0 | 4.0 |
| 24 R5OLO | 1 1/2 | 1 7/8-12 | 1 1/2 | 1 7/8 | 1.92 | 2.59 | 4.0 | |

| TUBE FITTING PART # | END SIZE | | JJ (in.) | M (in.) | N (in.) | STANDARD Dynamic Pressure (x 1,000 PSI) | |
|---------------------|-------------|--------------|----------|---------|---------|---|-----|
| | 1 & 2 (in.) | 3 NPTF | | | | -S | -SS |
| 4-4-4 SLO | 1/4 | 1/4-18 | 9/16 | 0.85 | 1.12 | 6.0 | |
| 6 SLO | 3/8 | 1/4-18 | 3/4 | 0.98 | 1.09 | 6.0 | |
| 6-6-6 SLO | 3/8 | 3/8-18 | 3/4 | 0.98 | 1.22 | 6.0 | |
| 8 SLO | 1/2 | 3/8-18 | 3/4 | 1.10 | 1.22 | 6.0 | |
| 8-8-8 SLO | 1/2 | 1/2-14 | 7/8 | 1.10 | 1.47 | 6.0 | |
| 10 SLO | 5/8 | 1/2-14 | 1 1/16 | 1.31 | 1.47 | | |
| 12 SLO | 3/4 | 3/4-14 | 1 3/16 | 1.47 | 1.59 | 4.0 | |
| 16 SLO | 1 | 1-11 1/2 | 1 7/16 | 1.64 | 1.97 | 3.0 | |
| 20 SLO | 1 1/4 | 1 1/4-11 1/2 | 1 5/8 | 1.76 | 2.38 | 2.5 | |

S87OMLO

Metric Straight Thread Branch Tee
ORFS / ORFS / ISO 6149

ISO 8434-3 SDBT
SAE 52M0489



* S2 – Across Hex Flats

| TUBE FITTING PART # | END SIZE | | | L7 (mm) | L10 (mm) | S2 (mm) | STANDARD Dynamic Pressure (x 1,000 PSI) | |
|---------------------|------------|---------|---------|---------|----------|---------|---|----|
| | 1 & 2 (mm) | 3 (in.) | ISO 261 | | | | S | SS |
| 4M12S87OMLO | 6 | 1/4 | M12X1.5 | 21.5 | 33 | 14 | | |
| 4M14S87OMLO | 6 | 1/4 | M14X1.5 | 24 | 35.5 | 19 | 6.0 | |
| 6M14S87OMLO | 8,10 | 3/8 | M14X1.5 | 25 | 35.5 | 19 | 6.0 | |
| 6M16S87OMLO | 8,10 | 3/8 | M16X1.5 | 25 | 37.5 | 19 | 6.0 | |
| 8M14S87OMLO | 12 | 1/2 | M14X1.5 | 28 | 36 | 19 | | |
| 8M18S87OMLO | 12 | 1/2 | M18X1.5 | 28 | 41 | 19 | 6.0 | |
| 8M22S87OMLO | 12 | 1/2 | M22X1.5 | 31 | 49 | 27 | 6.0 | |
| 10M22S87OMLO | 14,15,16 | 5/8 | M22X1.5 | 33.5 | 49 | 27 | 6.0 | |
| 12M27S87OMLO | 18,20 | 3/4 | M27X2 | 37.5 | 55.5 | 30 | 6.0 | |
| 16M33S87OMLO | 22,25 | 1 | M33X2 | 41.5 | 59.5 | 36 | 5.1 | |
| 20M42S87OMLO | 28,30,32 | 1 1/4 | M42X2 | 44.5 | 63 | 41 | 4.0 | |
| 24M48S87OMLO | 35,38 | 1 1/2 | M48X2 | 49 | 71.5 | 50 | | |

Dimensions and pressures for reference only, subject to change.