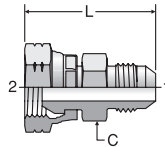


XHMK46

BSPP Swivel Adapter
37° Flare / BSPP 60° Cone
Swivel

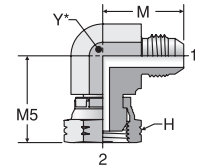


Swivel end mates with BS5200 (Parker K4) adapters and Parker D9 hose fittings.

TUBE FITTING PART #	END SIZE		C HEX (mm)	L (mm)	STANDARD Dynamic Pressure (x 1,000 PSI)		
	1 (in.)	2 BSPP			-S		
6-4XHMK46	3/8	1/4-19	17	40.0	5.0		
6XHMK46	3/8	3/8-19	17	39.2	4.0		
8-6XHMK46	1/2	3/8-19	19	42.3	4.0		
8XHMK46	1/2	1/2-14	19	45.0	4.0		
10-8XHMK46	5/8	1/2-14	24	48.6	4.0		
12XHMK46	3/4	3/4-14	30	50.0	4.0		
12-16XHMK46	3/4	1-11	36	56.8	3.0		
16XHMK46	1	1-11	36	58.0	3.0		

XEMK46

90° BSP Swivel Adapter
37° Flare / BSPP 60° Cone
Swivel



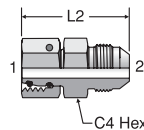
Swivel end mates with BS5200 (Parker K4) adapters and Parker D9 hose fittings.

* Y – Across wrench flats

TUBE FITTING PART #	END SIZE		M (mm)	M5 (mm)	Y (mm)	STANDARD Dynamic Pressure (x 1,000 PSI)		
	1 (in.)	2 BSPP				-S		
6-4XEMK46	3/8	1/4-19	26.9	33.2	19	4.0		
6XEMK46	3/8	3/8-19	26.9	32.6	19	4.0		
8-6XEMK46	1/2	3/8-19	31.8	32.6	19	4.0		
8XEMK46	1/2	1/2-14	31.8	38.8	22	4.0		
10-8XEMK46	5/8	1/2-14	36.8	38.8	22	4.0		
12XEMK46	3/4	3/4-14	42.2	40.3	27	4.0		
12-16XEMK46	3/4	1-11	42.2	48.8	33	3.0		
16XEMK46	1	1-11	46.0	48.8	33	3.0		

XHU86

EO Swivel Adapter
Metric Swivel (EO) / 37° Flare



TUBE FITTING PART #	END SIZE		C4 HEX (in.)	L2 (in.)	STANDARD Dynamic Pressure (x 1,000 PSI)		
	1 EO Swivel	2 (in.)			-S	-SS	-B
L Series							
4-6L XHU86	6L	1/4	1/2	1.47	4.5		
6-8L XHU86	8L	3/8	5/8	1.52	4.5		
6-10L XHU86	10L	3/8	5/8	1.57	4.5		
8-12L XHU86	12L	1/2	13/16	1.69	4.5		
10-15L XHU86	15L	5/8	15/16	1.98	4.5		
12-18L XHU86	18L	3/4	1 1/8	2.11	4.5		
16-22L XHU86	22L	1	1 3/8	2.36	2.3		
16-28L XHU86	28L	1	1 3/8	2.45	2.3		
S Series							
4-6S XHU86	6S	1/4	1/2	1.49	7.5		
6-8S XHU86	8S	3/8	5/8	1.57	7.5		
6-10S XHU86	10S	3/8	11/16	1.57	7.5		
8-12S XHU86	12S	1/2	13/16	1.75	6.0		
10-16S XHU86	16S	5/8	15/16	2.04	5.0		
12-20S XHU86	20S	3/4	1 1/8	2.29	5.0		
16-25S XHU86	25S	1	1 3/8	2.45	4.5		

Dimensions and pressures for reference only, subject to change.

