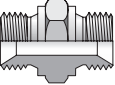
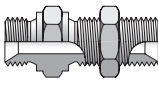
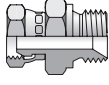
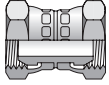
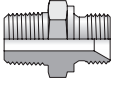
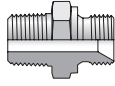

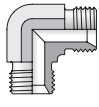
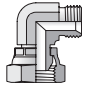
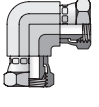
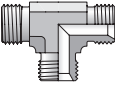
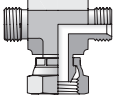
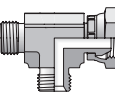
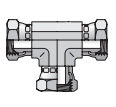






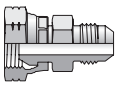

K4 BSP Adapters




The Fitting Authority

<p>60° Cone BSP Adapters</p>	<p>Straights</p>	<p>HMK4 Union</p>  <p>J6</p>	<p>WMK4WL4NM Bulkhead Union</p>  <p>J6</p>	<p>F6MK4 60° Swivel / 60° Cone</p>  <p>J6</p>	<p>H6MK4 Swivel Union</p>  <p>J6</p>
<p>FMK4 NPTF / 60° Cone</p>  <p>J7</p>	<p>F3MK4 BSPT / 60° Cone</p>  <p>J7</p>	<p>G4MK4 BSPP / 60° Cone</p>  <p>J7</p>	<p>Elbows</p>	<p>EMK4 Union Elbow</p>  <p>J8</p>	<p>C6MK4 60° Swivel / 60° Cone</p>  <p>J8</p>
<p>E6MK4 Swivel Union</p>  <p>J8</p>	<p>Tees</p>	<p>JMK4 Union Tee</p>  <p>J9</p>	<p>S6MK4 60° Swivel Branch Tee</p>  <p>J9</p>	<p>R6MK4 60° Swivel Run Tee</p>  <p>J9</p>	<p>J6MK4 Swivel Union Tee</p>  <p>J9</p>
<p>Plug Caps</p>	<p>PNMK4 Hex Head Plug</p>  <p>J7</p>	<p>FNMK4 Cap</p>  <p>J8</p>			

Conversion Adapters (Shown in Section L)

<p>K4 BSP Conversion Adapters</p>	<p>XHMK46 37° Flare / BSPP Swivel</p>  <p>L5</p>	<p>XEMK46 37° Flare / BSPP Swivel</p>  <p>L5</p>
--	--	--

O-Rings and Seals (Shown in Section O)

<p>K4 BSP O-Rings and Seals</p>	<p>D9DT BSPP Bonded Seal</p>  <p>O6</p>
--	---

Dimensions and pressures for reference only, subject to change.

Introduction

Parker introduced K4 (BSP) adapters in the late 1990s to address market requirements for OEM and replacement BSP adapters. These fittings are typically used as hose adapters on equipment designed and/or manufactured throughout Europe, especially equipment with ties to the UK, Scandinavia, the Netherlands, Spain and Italy. BSP cone adapters are similar in function to NPSM (07 Adapters) but with BSPP threads.

The metal-to-metal sealing is achieved by a single line of contact between the conical surface of the 60° cone seat and the corresponding surface of the ballnose or cone swivel, as shown in Fig. J1.

K4 adapters are manufactured in accordance with BS5200 standards. The 60° internal seat is designed for sealing with BSP hose swivel connections offered by many manufacturers. K4 adapters mate with Parker hose fitting series shown in Table J1.

Further enhancing the flexibility of the K4 adapter product line is the ability for the male BSP cone end of the straight fittings to also be used as a port adapter in ISO 1179-1 / DIN 3852 ports. This is accomplished with the addition of a bonded seal (often referred to as a “Dowty® seal”). This product feature is illustrated in Fig. J2.

It should be noted that Parker offers two very similar cone style BSPP adapters — P4 and K4. Parker’s K4 (60° cone, BSPP) fittings conform to BS5200, while P4 adapters conforms to JIS B8363 specification. ***K4 Adapters, while very similar to JIS P4 cone style fittings, are not interchangeable.*** See the [next page](#) for more information regarding the interchangeability of JIS and BS fittings.

Design and Construction

Construction: Shaped K4 adapters are manufactured from a hot forged construction. Straight adapters are manufactured from cold drawn barstock.

Threads: The standard K4 products are manufactured with the thread forms listed below:

BSPP Threads: ISO 228-1 G
 BSPT Threads: ISO 7/1, JIS B 0203
 NPTF Threads: SAE J476, ANSI B1.20.3, FED-STD-H28/8

Assembly and Installation

Please refer to [Section T](#) for the assembly and installation instructions for K4 fittings.

Materials Specifications

K4 adapters are manufactured using state-of-the-art equipment and manufacturing technologies to assure construction integrity, highest strength, long service life and the highest quality. These materials are shown in Table J2.

Upon request, K4 fittings can be furnished in materials other than Parker’s standard steel offering.



Fig. J1 – K4 Interface

Adapter Connection End	Mating Parker Hose Fitting Series
K4 / K46	D9/92, B1, B2, B4

Table J1 – Parker K4 Fittings Hose Adaptability

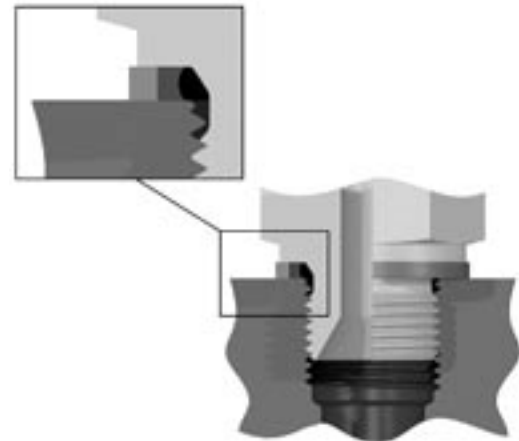


Fig. J2 – K4 End Used as a BSPP Port Adapter (in ISO 1179/ DIN 3852, Part 2 Port)

K4 BSP Adapters	Steel	
	ASTM	Type
Forged Bodies	A576	1214/1215
Bar Stock Bodies	A108	12L14

Table J2 – Standard Material Specifications for K4 Adapters

Dimensions and pressures for reference only, subject to change.

60° Cone Adapters: JIS vs. BS5200

Parker's P4 JIS 60° cone adapters are manufactured in accordance to JIS B8363 while Parker's K4 BSP adapters are manufactured in accordance to BS5200. The following are some pronounced differences that may help in distinguishing between the K4 and P4 fittings:

1. Thread length ("A" dimensions)
2. 60° angle diameter ("B" dimensions)
3. The undercut area (area between threads and hex body) on the straight K4 fittings incorporates a bonded seal "locating pilot" for bonded seal
4. Parker's JIS fittings are stamped with "JIS" on the forging body or hex of fitting

See Figs. J3 and J4 for details and see [Tables J3](#) and [J4](#) below for specific dimensional differences.

Size	BSPP Thread	M	A	B
2	1/8-28	0.38	0.418	0.276
4	1/4-19	0.51	0.570	0.394
6	3/8-19	0.65	0.609	0.531
8	1/2-14	0.82	0.726	0.650
12	3/4-14	1.04	0.805	0.866
16	1-11	1.30	0.883	1.102
20	1 1/4-11	1.64	0.945	1.417
24	1 1/2-11	1.87	0.962	1.654
32	2-11	2.34	1.102	2.126

Table J3 – Dimensions of JIS B8363 60° Cone Connection

Size	BSPP Thread	M	A	B
2	1/8-28	0.38	0.315	0.295
4	1/4-19	0.51	0.433	0.409
6	3/8-19	0.65	0.472	0.551
8	1/2-14	0.82	0.551	0.689
10	5/8-14	0.90	0.630	0.760
12	3/4-14	1.04	0.630	0.902
16	1-11	1.30	0.748	1.130
20	1 1/4-11	1.64	0.787	1.449
24	1 1/2-11	1.87	0.866	1.681
32	2-11	2.34	0.984	2.150

Table J4 – Dimensions of BS B5200 60° Cone Connection

While the 60° cone versions of JIS and K4 fittings utilize the same BSPP threads and seat angle, not all dimensions are consistent. Therefore, they cannot be interchanged because the differences can cause leakage problems. An example of this is illustrated in Fig. J5.

In summary, interchanging components between JIS and K4 adapters can, in some cases, lead to leakage problems and thus is not a recommended practice. The combination of matching proper components will create an effective seal as illustrated in Fig J6.

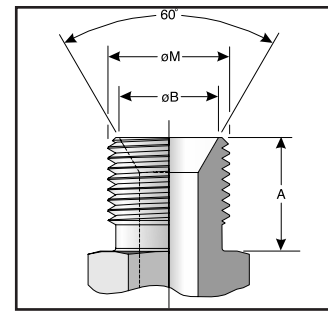


Fig. J3 – JIS B8363 60° Cone Connection (P4)

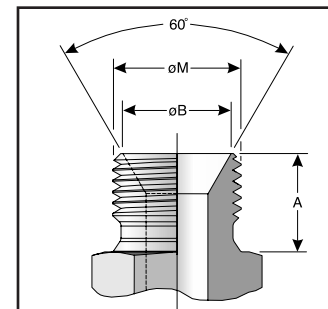


Fig. J4 – BS B5200 60° Cone Connection (K4)

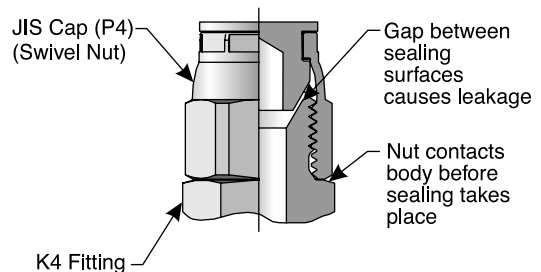


Fig. J5 – Illustration Showing Potential Leakage Problem When Mixing JIS and K4 Components

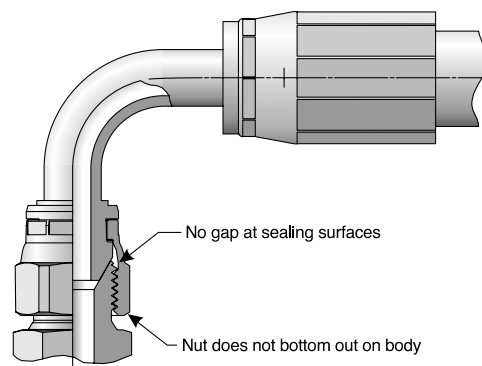
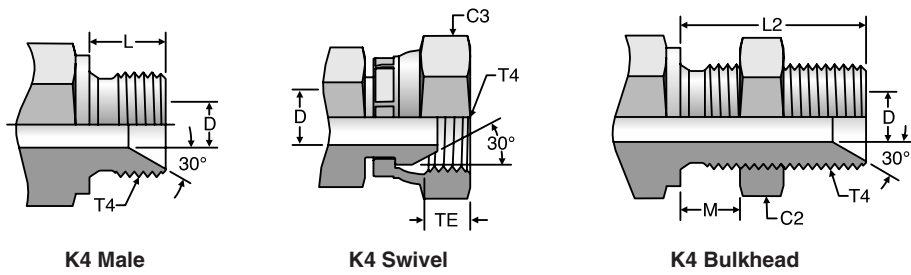


Fig. J6 – An Effective Seal Created with the Proper Combination of Components

Dimensions and pressures for reference only, subject to change.

K4 BSP Ends



K4 Male

K4 Swivel

K4 Bulkhead

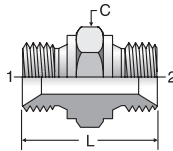
	BSPB Thread	Bulkhead Nut Hex	Swivel Hex	Drill	Male Turn Back	Bulkhead Length	Max Bulkhead Thickness	Assembly Allowance
Dash Size	T4 BSPP	C2 (mm)	C3 (mm)	D (mm)	L (mm)	L2 (mm)	M (mm)	TE (mm)
2	1/8-28	—	14	3.5	8	—	—	—
4	1/4-19	19	19	4.7	11	28	9.5	7.3
6	3/8-19	22	22	7.9	12	32	12.5	8.4
8	1/2-14	27	27	11.1	14	35	12.3	9.3
10	5/8-14	30	30	14.3	16	35	10.7	—
12	3/4-14	36	32	16.7	16	38	13.3	11.3
16	1-11	41	41	22.2	19	41	10.0	13.6
20	1 1/4-11	50	50	28.6	20	44	12.0	—
24	1 1/2-11	55	60	33.3	22	48	14.0	—
32	2-11	—	—	46.0	25	—	—	—

Dimensions and pressures for reference only, subject to change.

HMK4

Union
60° Cone / 60° Cone

Mates with 92, B1, B2 and B4 style hose fitting

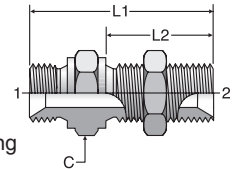


TUBE FITTING PART #	END SIZE		C HEX (mm)	L (mm)	STANDARD Dynamic Pressure (x 1,000 PSI)
	1 BSPP	2 BSPP			S
2HMK4	1/8	1/8	14	23.5	5.1
4-2HMK4	1/4	1/8	19	28.0	5.1
4HMK4	1/4	1/4	19	31.5	5.1
6-4HMK4	3/8	1/4	22	33.2	5.1
6HMK4	3/8	3/8	22	34.7	2.9
8-4HMK4	1/2	1/4	27	36.7	2.9
8-6HMK4	1/2	3/8	27	38.2	2.9
8HMK4	1/2	1/2	27	40.7	2.9
10-8HMK4	5/8	1/2	30	43.2	2.9
10HMK4	5/8	5/8	30	45.2	2.9
12-4HMK4	3/4	1/4	32	39.2	2.9
12-6HMK4	3/4	3/8	32	40.7	2.9
12-8HMK4	3/4	1/2	32	43.2	2.9
12-10HMK4	3/4	5/8	32	45.2	2.9
12HMK4	3/4	3/4	32	45.2	2.9
16-8HMK4	1	1/2	41	46.9	1.7
16-10HMK4	1	5/8	41	48.9	1.7
16-12HMK4	1	3/4	41	48.9	1.7
16HMK4	1	1	41	51.9	1.7
20-12HMK4	1 1/4	3/4	50	57.4	1.5
20-16HMK4	1 1/4	1	50	60.4	1.5
20HMK4	1 1/4	1 1/4	50	61.4	1.5
24-16HMK4	1 1/2	1	55	64.4	1.5
24-20HMK4	1 1/2	1 1/4	55	65.4	1.5
24HMK4	1 1/2	1 1/2	55	67.4	1.5
32-24HMK4	2	1 1/2	70	72.9	1
32HMK4	2	2	70	76.4	1

WMK4WL4NM

Bulkhead Union
60° Cone / 60° Cone

Mates with 92, B1, B2 and B4 style hose fitting



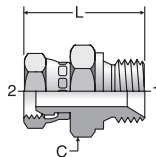
TUBE FITTING PART #	END SIZE		C HEX (mm)	L1 (mm)	L2 (mm)	STANDARD Dynamic Pressure (x 1,000 PSI)
	1 & 2 BSPP	S				
4WMK4WL4NM	1/4		19	46.8	28	5.1
6WMK4WL4NM	3/8		22	52.5	32	5.1
8WMK4WL4NM	1/2		27	59.0	35	2.9
10WMK4WL4NM	5/8		30	61.5	35	2.9
12WMK4WL4NM	3/4		32	64.5	38	2.9
16WMK4WL4NM	1		41	71.2	41	1.7
20WMK4WL4NM	1 1/4		50	82.7	44	1.5
24WMK4WL4NM	1 1/2		55	90.7	48	

Includes Bulkhead nut.

F6MK4

Swivel Nut Connector
60° Swivel / 60° Cone

Mates with D9/92, B1, B2 and B4 style hose fitting

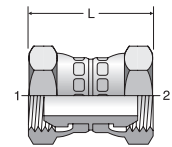


TUBE FITTING PART #	END SIZE		C HEX (mm)	L (mm)	STANDARD Dynamic Pressure (x 1,000 PSI)
	1 BSPP	2 BSPP			S
4-4F6MK4	1/4	1/4	19	36.6	5.1
4-6F6MK4	1/4	3/8	22	38.5	5.1
4-8F6MK4	1/4	1/2	27	42.0	2.9
6-4F6MK4	3/8	1/4	22	38.3	5.1
6-6F6MK4	3/8	3/8	22	40.0	5.1
6-8F6MK4	3/8	1/2	27	43.6	2.9
8-6F6MK4	1/2	3/8	27	43.5	2.9
8-8F6MK4	1/2	1/2	27	46.1	2.9
8-12F6MK4	1/2	3/4	32	48.0	2.9
12-8F6MK4	3/4	1/2	32	48.6	
12-12F6MK4	3/4	3/4	32	50.0	2.9
12-16F6MK4	3/4	1	41	54.3	1.7
16-16F6MK4	1	1	41	57.3	1.7

H6MK4

Swivel Nut Union
60° Swivel / 60° Swivel

Mates with D9 style hose fitting



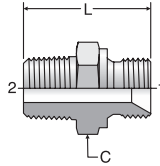
TUBE FITTING PART #	END SIZE		L (mm)	STANDARD Dynamic Pressure (x 1,000 PSI)
	1 BSPP	2 BSPP		S
4H6MK4	1/4	1/4	37.0	5.1
6-4H6MK4	3/8	1/4	38.6	5.1
6H6MK4	3/8	3/8	40.5	5.1
8-4H6MK4	1/2	1/4	41.5	2.9
8-6H6MK4	1/2	3/8	42.9	2.9
8H6MK4	1/2	1/2	45.8	2.9
10H6MK4	5/8	5/8	47.5	2.9
12-8H6MK4	3/4	1/2	48.2	2.9
12H6MK4	3/4	3/4	49.5	2.9
16H6MK4	1	1	57.5	1.7
20H6MK4	1 1/4	1 1/4	66.0	1.5
24H6MK4	1 1/2	1 1/2	70.0	1.5

Dimensions and pressures for reference only, subject to change.

FMK4

NPTF Male Connector
60° Cone / NPT

Mates with 92, B1, B2 and B4 style hose fitting

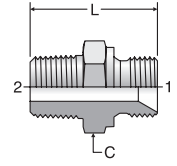


TUBE FITTING PART #	END SIZE		C HEX (mm)	L (mm)	STANDARD Dynamic Pressure (x 1,000 PSI)
	1 BSPP	2 NPTF			S
2FMK4	1/8	1/8	14	24.4	5.1
2-4FMK4	1/8	1/4	19	28.9	5.1
4FMK4	1/4	1/8	19	28.9	5.1
4-4FMK4	1/4	1/4	19	33.4	5.1
4-6FMK4	1/4	3/8	19	33.6	5.1
6FMK4	3/8	1/4	22	35.1	5.1
6-6FMK4	3/8	3/8	22	35.1	5.1
6-8FMK4	3/8	1/2	22	39.9	5.1
8FMK4	1/2	3/8	27	38.6	2.9
8-8FMK4	1/2	1/2	27	43.4	2.9
8-12FMK4	1/2	3/4	27	43.9	2.9
12-8FMK4	3/4	1/2	32	45.9	2.9
12FMK4	3/4	3/4	32	45.9	2.9
12-16FMK4	3/4	1	36	50.8	2.9
16-12FMK4	1	3/4	41	49.6	1.7
16FMK4	1	1	41	54.5	1.7

F3MK4

BSPT Male Connector
60° Cone / BSPT

Mates with 92, B1, B2 and B4 style hose fitting

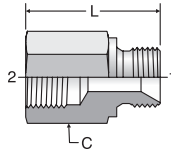


TUBE FITTING PART #	END SIZE		C HEX (mm)	L (mm)	STANDARD Dynamic Pressure (x 1,000 PSI)
	1 BSPP	2 BSPT			S
2F3MK4	1/8	1/8	14	24.4	5.1
2-4F3MK4	1/8	1/4	14	28.9	5.1
4F3MK4	1/4	1/8	19	28.9	5.1
4-4F3MK4	1/4	1/4	19	33.4	5.1
4-6F3MK4	1/4	3/8	19	33.4	5.1
6F3MK4	3/8	1/4	22	35.1	5.1
6-6F3MK4	3/8	3/8	22	35.1	5.1
6-8F3MK4	3/8	1/2	22	39.9	2.9
8F3MK4	1/2	3/8	27	38.6	5.1
8-8F3MK4	1/2	1/2	22	43.4	2.9
10F3MK4	5/8	1/2	27	45.9	2.9
10-12F3MK4	5/8	3/4	30	45.9	2.9
12F3MK4	3/4	3/4	30	45.9	2.9
12-8F3MK4	3/4	1/2	32	46.0	1.7
12-16F3MK4	3/4	1	36	50.8	1.7
16F3MK4	1	1	41	54.5	1.7
16-12F3MK4	1	3/4	41	49.6	1.7
20F3MK4	1 1/4	1 1/4	50	63.7	1.5
24F3MK4	1 1/2	1 1/2	55	68.5	

G4MK4

BSPP Female Connector
60° Cone / BSPP

Mates with 92, B1, B2 and B4 style hose fitting

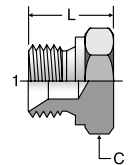


TUBE FITTING PART #	END SIZE		C HEX (mm)	L (mm)	STANDARD Dynamic Pressure (x 1,000 PSI)
	1 BSPP	2 BSPP			S
6G4MK4	3/8	1/4	22	37.1	5.1
6-6G4MK4	3/8	3/8	23	36.9	
8-4G4MK4	1/2	1/4	27	38.0	2.9
8G4MK4	1/2	3/8	30	45.3	2.9
12-4G4MK4	3/4	1/4	32	40.0	2.9
12-6G4MK4	3/4	3/8	32	41.6	2.9
12-8G4MK4	3/4	1/2	32	47.3	2.9
16-4G4MK4	1	1/4	41	43.0	1.7
16-6G4MK4	1	3/8	41	44.6	1.7
16-8G4MK4	1	1/2	41	50.3	1.7
16-12G4MK4	1	3/4	41	52.2	1.7

PNMK4

Hex Plug
60° Cone

Mates with 92, B1, B2 and B4 style hose fitting



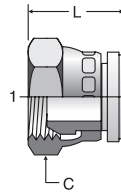
TUBE FITTING PART #	END SIZE 1 BSPP	C HEX (mm)	L (mm)	STANDARD Dynamic Pressure (x 1,000 PSI)
				S
2PNMK4	1/8	14	14.3	5.1
4PNMK4	1/4	19	18.8	5.1
6PNMK4	3/8	22	20.5	5.1
8PNMK4	1/2	27	24.0	2.9
10PNMK4	5/8	30	24.0	2.9
12PNMK4	3/4	32	26.5	2.9
16PNMK4	1	41	30.2	1.7
20PNMK4	1 1/4	50	38.7	1.5
24PNMK4	1 1/2	55	42.7	1.5
32PNMK4	2	70	48.2	1

Dimensions and pressures for reference only, subject to change.

FNMK4

Cap
60° Cone

Mates with D9 style hose fitting

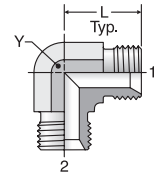


TUBE FITTING PART #	END SIZE		C HEX (mm)	L (mm)	STANDARD Dynamic Pressure (x 1,000 PSI)
	1 BSPP	2 BSPP			S
2FNMK4	1/8		14	16.0	5.1
4FNMK4	1/4		19	20.6	5.1
6FNMK4	3/8		22	22.3	5.1
8FNMK4	1/2		27	22.7	2.9
10FNMK4	5/8		30	26.6	2.9
12FNMK4	3/4		32	28.0	2.9
16FNMK4	1		41	31.6	1.7
20FNMK4	1 1/4		50	35.9	1.5
24FNMK4	1 1/2		60	37.9	1.5

EMK4

Union Elbow
60° Cone / 60° Cone

Mates with D9/92, B1, B2 and B4 style hose fitting

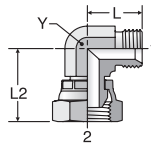


TUBE FITTING PART #	END SIZE		L (TYP.) (mm)	Y (mm)	STANDARD Dynamic Pressure (x 1,000 PSI)
	1 BSPP	2 BSPP			S
2EMK4	1/8	1/8	16.6	11	5.1
4EMK4	1/4	1/4	27.8	14	5.1
6EMK4	3/8	3/8	31.7	19	5.1
8EMK4	1/2	1/2	37.0	22	2.9
10EMK4	5/8	5/8	39.0	22	2.9
12EMK4	3/4	3/4	41.6	27	2.9
16EMK4	1	1	49.7	23	1.7
20EMK4	1 1/4	1 1/4	54.4	41	1.5
24EMK4	1 1/2	1 1/2	53.7	48	1.5

C6MK4

Swivel Nut Elbow
60° Cone / 60° Swivel

Mates with D9/92, B1, B2 and B4 style hose fitting

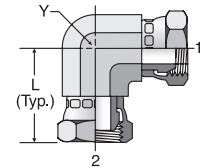


TUBE FITTING PART #	END SIZE		L (mm)	L2 (mm)	Y (mm)	STANDARD Dynamic Pressure (x 1,000 PSI)
	1 BSPP	2 BSPP				S
2C6MK4	1/8	1/8	16.6	22.0	11	5.1
4C6MK4	1/4	1/4	27.8	31.2	19	5.1
6C6MK4	3/8	3/8	31.7	36.2	22	5.1
8C6MK4	1/2	1/2	37.0	41.0	27	2.9
10C6MK4	5/8	5/8	39.0	41.6	27	2.9
12C6MK4	3/4	3/4	41.6	45.3	33	2.9
16C6MK4	1	1	49.7	53.9	41	1.7
20C6MK4	1 1/4	1 1/4	54.4	60.0	48	1.5
24C6MK4	1 1/2	1 1/2	53.7	63.3	48	1.5

E6MK4

Swivel Nut Union Elbow
60° Swivel / 60° Swivel

Mates with D9 style hose fitting



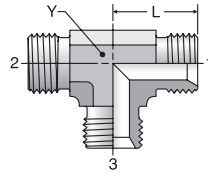
TUBE FITTING PART #	END SIZE		L (mm)	Y (mm)	STANDARD Dynamic Pressure (x 1,000 PSI)
	1 BSPP	2 BSPP			S
4E6MK4	1/4	1/4	30.5	14	5.1
6E6MK4	3/8	3/8	33.0	19	5.1
8E6MK4	1/2	1/2	38.8	22	2.9
10E6MK4	5/8	5/8	39.4	22	2.9
12E6MK4	3/4	3/4	42.3	27	2.9
16E6MK4	1	1	49.0	33	1.7
20E6MK4	1 1/4	1 1/4	58.2	41	1.5
24E6MK4	1 1/2	1 1/2	63.3	48	1.5

Dimensions and pressures for reference only, subject to change.

JMK4

Union Tee
60° Cone (all three ends)

Mates with 92, B1, B2 and B4 style hose fitting

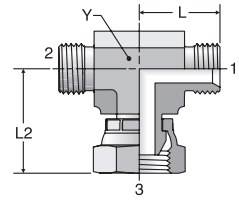


TUBE FITTING PART #	END SIZE			L (mm)	Y (mm)	STANDARD Dynamic Pressure (x 1,000 PSI)
	1	2	3			S
	BSPP	BSPP	BSPP			
2JMK4	1/8	1/8	1/8	16.6	11	
4JMK4	1/4	1/4	1/4	27.8	19	5.1
6JMK4	3/8	3/8	3/8	31.7	22	5.1
8JMK4	1/2	1/2	1/2	37.0	27	2.9
10JMK4	5/8	5/8	5/8	39.0	27	2.9
12JMK4	3/4	3/4	3/4	41.9	33	2.9
16JMK4	1	1	1	49.7	41	1.7
20JMK4	1 1/4	1 1/4	1 1/4	54.4	48	1.5
24JMK4	1 1/2	1 1/2	1 1/2	53.7	48	1.5

S6MK4

Swivel Nut Branch Tee
60° Cone / 60° Cone / 60° Swivel

Mates with D9/92, B1, B2 and B4 style hose fitting

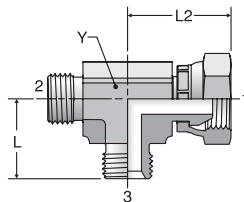


TUBE FITTING PART #	END SIZE			L (mm)	L2 (mm)	Y (mm)	STANDARD Dynamic Pressure (x 1,000 PSI)
	1	2	3				S
	BSPP	BSPP	BSPP				
2S6MK4	1/8	1/8	1/8	16.6	22.0	11	5.1
4S6MK4	1/4	1/4	1/4	27.8	31.2	19	5.1
6S6MK4	3/8	3/8	3/8	31.7	36.2	27	5.1
8S6MK4	1/2	1/2	1/2	37.0	41.0	27	2.9
10S6MK4	5/8	5/8	5/8	39.0	41.6	27	2.9
12S6MK4	3/4	3/4	3/4	41.6	45.3	33	2.9
16S6MK4	1	1	1	49.7	53.9	41	1.8
20S6MK4	1 1/4	1 1/4	1 1/4	54.4	60.0	48	1.5

R6MK4

Swivel Nut Run Tee
60° Cone / 60° Swivel / 60° Cone

Mates with D9/92, B1, B2 and B4 style hose fitting

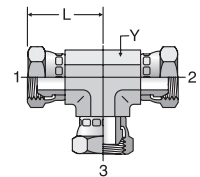


TUBE FITTING PART #	END SIZE			L (mm)	L2 (mm)	Y (mm)	STANDARD Dynamic Pressure (x 1,000 PSI)
	1	2	3				S
	BSPP	BSPP	BSPP				
2R6MK4	1/8	1/8	1/8	16.6	22.0	11	5.1
4R6MK4	1/4	1/4	1/4	27.8	31.2	19	5.1
6R6MK4	3/8	3/8	3/8	31.7	36.2	27	5.1
8R6MK4	1/2	1/2	1/2	37.0	41.0	27	2.9
10R6MK4	5/8	5/8	5/8	39.0	41.6	27	2.9
12R6MK4	3/4	3/4	3/4	41.6	45.3	33	2.9
16R6MK4	1	1	1	49.7	53.9	41	1.8
20R6MK4	1 1/4	1 1/4	1 1/4	54.4	60.0	48	1.5

J6MK4

Swivel Nut Union Tee
60° Swivel (all three ends)

Mates with D9 style hose fitting



TUBE FITTING PART #	END SIZE			L (TYP.) (mm)	Y (mm)	STANDARD Dynamic Pressure (x 1,000 PSI)
	1	2	3			S
	BSPP	BSPP	BSPP			
4J6MK4	1/4	1/4	1/4	30.5	14	5.1
6J6MK4	3/8	3/8	3/8	33.0	19	5.1
8J6MK4	1/2	1/2	1/2	38.8	22	2.9
10J6MK4	5/8	5/8	5/8	39.4	22	2.9
12J6MK4	3/4	3/4	3/4	42.3	27	2.9
16J6MK4	1	1	1	49.0	33	1.7
20J6MK4	1 1/4	1 1/4	1 1/4	58.2	41	1.5

Dimensions and pressures for reference only, subject to change.

