



**MBK 3/E-Z-PE**

Order No.: 1413117

<http://eshop.phoenixcontact.de/phoenix/treeViewClick.do?UID=1413117>

Ground modular terminal block, Connection method: Screw connection, Cross section: 0.2 mm<sup>2</sup> - 4 mm<sup>2</sup>, AWG 24 - 12, Width: 5.2 mm, Color: green-yellow, Mounting type: NS 15

Commercial data	
GTIN (EAN)	 4 017918 021191
sales group	A120
Pack	50 pcs.
Customs tariff	85369010
Catalog page information	Page 519 (CL1-2011)

## Product notes

WEEE/RoHS-compliant since:  
01/01/2003

<http://www.download.phoenixcontact.com>  
Please note that the data given here has been taken from the online catalog. For comprehensive information and data, please refer to the user documentation. The General Terms and Conditions of Use apply to Internet downloads.

Technical data	
<b>General</b>	
Note	When aligning with a feed-through terminal block with the same shape, an end cover must be interposed with insulation voltages of > 250 V
Number of levels	1
Number of connections	2

Color	green-yellow
Insulating material	PA
Inflammability class acc. to UL 94	V0

**Dimensions**

Width	5.2 mm
Length	28 mm

**Technical data**

Rated surge voltage	6 kV
Pollution degree	3
Surge voltage category	III
Insulating material group	I
Connection in acc. with standard	IEC 60947-7-2
Open side panel	nein

**Connection data**

Conductor cross section solid min.	0.2 mm <sup>2</sup>
Conductor cross section solid max.	4 mm <sup>2</sup>
Conductor cross section stranded min.	0.2 mm <sup>2</sup>
Conductor cross section stranded max.	2.5 mm <sup>2</sup>
Conductor cross section AWG/kcmil min.	24
Conductor cross section AWG/kcmil max	12
Conductor cross section stranded, with ferrule without plastic sleeve min.	0.25 mm <sup>2</sup>
Conductor cross section stranded, with ferrule without plastic sleeve max.	2.5 mm <sup>2</sup>
Conductor cross section stranded, with ferrule with plastic sleeve min.	0.25 mm <sup>2</sup>
Conductor cross section stranded, with ferrule with plastic sleeve max.	1.5 mm <sup>2</sup>
2 conductors with same cross section, solid min.	0.2 mm <sup>2</sup>
2 conductors with same cross section, solid max.	1 mm <sup>2</sup>
2 conductors with same cross section, stranded min.	0.2 mm <sup>2</sup>
2 conductors with same cross section, stranded max.	1.5 mm <sup>2</sup>
2 conductors with same cross section, stranded, TWIN ferrules with plastic sleeve, min.	0.5 mm <sup>2</sup>

2 conductors with same cross section, stranded, TWIN ferrules with plastic sleeve, max.	1.5 mm <sup>2</sup>
2 conductors with same cross section, stranded, ferrules without plastic sleeve, min.	0.25 mm <sup>2</sup>
2 conductors with same cross section, stranded, ferrules without plastic sleeve, max.	1.5 mm <sup>2</sup>
Connection method	Screw connection
Stripping length	8 mm
Internal cylindrical gage	A3
Screw thread	M3
Tightening torque, min	0.6 Nm
Tightening torque max	0.8 Nm

### Certificates / Approvals



Certification

CSA, CUL, GOST, PRS, UL

### Accessories

Item	Designation	Description
<b>Assembly</b>		
1401682	NS 15 PERF 2000MM	DIN rail, material: steel, perforated, height 5.5 mm, width 15 mm, length: 2 m
1401695	NS 15 UNPERF 2000MM	DIN rail, material: Steel, unperforated, height 5.5 mm, width 15 mm, length: 2 m

### Marking

1007219	SBS 5:UNBEDRUCKT	Marker cards for modular terminal blocks, color: white
1050295	ZB 5:SO/CMS	Zack strip, 10-section, divisible, special printing, marking according to customer requirements

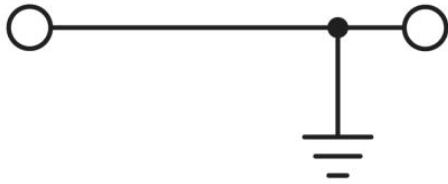
### Tools

1205053	SZS 0,6X3,5	Actuation tool, for ST terminal blocks, insulated, also suitable for use as a bladed screwdriver, size: 0.6 x 3.5 x 100 mm, 2-component grip, with non-slip grip
---------	-------------	--

**Diagrams/Drawings**

Circuit diagram

---



**Address**

PHOENIX CONTACT Inc., USA  
586 Fulling Mill Road  
Middletown, PA 17057, USA  
Phone (800) 888-7388  
Fax (717) 944-1625  
<http://www.phoenixcon.com>



© 2011 Phoenix Contact  
Technical modifications reserved;