


**MBK 5/E-FS**

Order No.: 1418073

<http://eshop.phoenixcontact.de/phoenix/treeViewClick.do?UID=1418073>

Feed-through modular terminal block, Connection type: Special and hybrid connection, Cross-section: 0.2 mm<sup>2</sup> - 4 mm<sup>2</sup>, Width: 6.2 mm, Color: gray, Mounting: NS 15

Commercial data	
GTIN (EAN)	 4 017918 021535
sales group	A105
Pack	50 pcs.
Customs tariff	85369010
Catalog page information	Page 521 (CL1-2011)

## Product notes

WEEE/RoHS-compliant since:  
01/01/2003



<http://www.download.phoenixcontact.com>  
Please note that the data given here has been taken from the online catalog. For comprehensive information and data, please refer to the user documentation. The General Terms and Conditions of Use apply to Internet downloads.

Technical data	
<b>General</b>	
Number of levels	1
Number of connections	2
Color	gray
Insulating material	PA-F

Inflammability class acc. to UL 94	HB
<b>Dimensions</b>	
Width	6.2 mm
Length	28 mm
End cover width	1 mm
<b>Technical data</b>	
Maximum load current	16 A (with 4 mm <sup>2</sup> conductor cross section)
Rated surge voltage	6 kV
Pollution degree	3
Surge voltage category	III
Insulating material group	I
Connection in acc. with standard	IEC 60947-7-1
Nominal current I <sub>N</sub>	16 A
Nominal voltage U <sub>N</sub>	500 V
<b>Connection data</b>	
Conductor cross section solid min.	0.2 mm <sup>2</sup>
Conductor cross section solid max.	4 mm <sup>2</sup>
Conductor cross section stranded min.	0.2 mm <sup>2</sup>
Conductor cross section stranded max.	4 mm <sup>2</sup>
Conductor cross section AWG/kcmil min.	24
Conductor cross section AWG/kcmil max	12
Conductor cross section stranded, with ferrule without plastic sleeve min.	0.25 mm <sup>2</sup>
Conductor cross section stranded, with ferrule without plastic sleeve max.	4 mm <sup>2</sup>
Conductor cross section stranded, with ferrule with plastic sleeve min.	0.25 mm <sup>2</sup>
Conductor cross section stranded, with ferrule with plastic sleeve max.	2.5 mm <sup>2</sup>
2 conductors with same cross section, solid min.	0.2 mm <sup>2</sup>
2 conductors with same cross section, solid max.	1.5 mm <sup>2</sup>
2 conductors with same cross section, stranded min.	0.2 mm <sup>2</sup>
2 conductors with same cross section, stranded max.	1.5 mm <sup>2</sup>

2 conductors with same cross section, stranded, ferrules without plastic sleeve, min.	0.25 mm <sup>2</sup>
2 conductors with same cross section, stranded, ferrules without plastic sleeve, max.	1 mm <sup>2</sup>
2 conductors with same cross section, stranded, TWIN ferrules with plastic sleeve, min.	0.5 mm <sup>2</sup>
2 conductors with same cross section, stranded, TWIN ferrules with plastic sleeve, max.	1.5 mm <sup>2</sup>
Cross-section with insertion bridge, solid max.	2.5 mm <sup>2</sup>
Cross-section with insertion bridge, stranded max.	1.5 mm <sup>2</sup>
Connection method	Special and hybrid connection
Stripping length	8 mm
Internal cylindrical gage	A3
Tightening torque, min	0.6 Nm
Tightening torque max	0.8 Nm

#### Certificates / Approvals



Certification

CUL, GOST, UL

#### Accessories

Item	Designation	Description
<b>Assembly</b>		
1413227	ATP-MBK	Partition plate, Length: 42.5 mm, Width: 2.5 mm, Height: 41 mm, Color: gray
1415021	D-MBK/E	End cover, Length: 28 mm, Width: 1 mm, Height: 26.2 mm, Color: gray
1401637	E/MBK	End clamp, width: 6.2 mm, color: gray
0201595	FB-150 METER	Cross connection rail, for fixed bridging of identical inputs and outputs, made of Cu, nickel-plated, 1 m long
1401763	NS 15 AL PERF 2000MM	DIN rail, material: Aluminum, perforated, height 5.5 mm, width 15 mm, length: 2 m
1401682	NS 15 PERF 2000MM	DIN rail, material: steel, perforated, height 5.5 mm, width 15 mm, length: 2 m

1401695	NS 15 UNPERF 2000MM	DIN rail, material: Steel, unperforated, height 5.5 mm, width 15 mm, length: 2 m
---------	---------------------	--

**Bridges**

0201155	EB 2- 6	Insertion bridge, Number of positions: 2, Color: gray
0201142	EB 3- 6	Insertion bridge, Number of positions: 3, Color: gray
0201139	EB 10- 6	Insertion bridge, Number of positions: 10, Color: gray
0203250	FBI 10- 6	Fixed bridge, Number of positions: 10, Color: silver
0201650	FBI 100- 6	Fixed bridge, Number of positions: 100, Color: silver
0201867	FBI 20- 6	Fixed bridge, Number of positions: 20, Color: silver
1302338	IS-K 4	Bridge bar isolator, Color: gray
0301505	ISSBI 10- 6	Bridge bar isolator, Number of positions: 10, Color: silver
1413230	SBRN 2-7	Switching jumper, Color: silver

**Cable/conductor**

1406700	PT/FS 2,8	Plastic sheath, as touch protection, slide onto the conductor before for 2.8 slip-on sleeves
---------	-----------	--

**Marking**

1400146	BNB-ZB 6,2:SO/CMS	BNB Zack strip, special printing, 10-section, divisible, marking according to customer requirements
---------	-------------------	---

**Plug/Adapter**

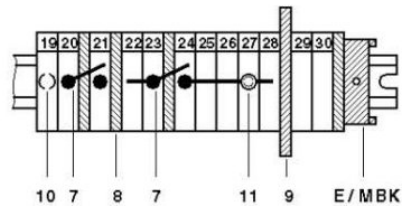
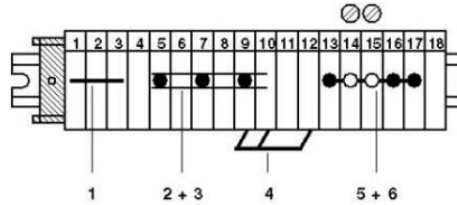
0601292	PSB 3/10/4	Female test connector, Color: silver
0201304	PSBJ 3/13/4	Female test connector, Color: silver
0201647	RPS	Reducing plug, Color: gray

**Tools**

1205053	SZS 0,6X3,5	Actuation tool, for ST terminal blocks, insulated, also suitable for use as a bladed screwdriver, size: 0.6 x 3.5 x 100 mm, 2-component grip, with non-slip grip
---------	-------------	--

**Diagrams/Drawings**

Circuit diagram



- 1 = cover
- 2 = fixed bridge
- 3 = insertion bridge
- 4 = isolator bridge bar
- 5 = bridge bar isolator
- 6 = switch bar for 2 terminal blocks
- 7 = separating plate
- 8 = partition plate
- 9 = test plug socket, for test connection with test plug MPS or adapter plug RPS
- 10 = test plug socket, insulated, can only be used with FBI, ISSBI

**Address**

PHOENIX CONTACT Inc., USA  
586 Fulling Mill Road  
Middletown, PA 17057, USA  
Phone (800) 888-7388  
Fax (717) 944-1625  
<http://www.phoenixcon.com>



© 2011 Phoenix Contact  
Technical modifications reserved;