

SAC-3P-MS/ 0,6-PUR/A-1L-Z SCO


Order No.: 1434895



<http://eshop.phoenixcontact.de/phoenix/treeViewClick.do?UID=1434895>

Sensor/Actuator cable, 3-position, PUR halogen-free, Black-gray RAL 7021, Plug, straightLink:M12-SPEEDCON, A-coded, on Valve plug A, with 1 LED, connected with Z diode, Cable length: 0.6 m



Commercial data	
GTIN (EAN)	4 046356 413299 
sales group	D113
Pack	1 pcs.
Customs tariff	85444290
Catalog page information	Page 164 (PC-2011)

Product notes

WEEE/RoHS-compliant since:
05/16/2008



<http://www.download.phoenixcontact.com>
Please note that the data given here has been taken from the online catalog. For comprehensive information and data, please refer to the user documentation. The General Terms and Conditions of Use apply to Internet downloads.

Technical data

General data

Rated current at 40°C	4 A
Rated voltage	24 V
Number of positions	3
Volume resistance	≤ 5 mΩ

Insulation resistance	≥ 100 MΩ
Length of cable	0.6 m
Ambient temperature (operation)	-25 °C ... 90 °C (Male connector / female connector)
	-20 °C ... 85 °C (valve plug)

General characteristics

Standards/regulations	M12 connector IEC 61076-2-101
	Valve connector EN 175301-803
Coding	A - standard
Surge voltage category	III
Pollution degree	3
Degree of protection	IP65/IP67
Insertion/withdrawal cycles	≥ 100 (M12 connector)
Torque	0.4 Nm (M12 connector)
	0.6 Nm (Valve plug-in connector)
Contact material	CuSn
Contact surface material	Ni/Au
Contact carrier material	TPU GF
Material of grip body	TPU
Contact material	CuSn
Contact surface material	Sn
Valve plug contact insert material	PA 66
Material, housing, valve plug	TPU
Material, knurls	Zinc die-cast, nickel-plated
Sealing material	TPU (Seal molded)
Status display	1 LED
Protective circuit/component	Z diode

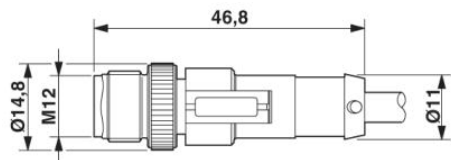
Conductor data

Cable type	PUR halogen-free black
Cable type (abbreviation)	PUR
Cable abbreviation	Li9Y11Y-HF
UL AWM Style	20549
Conductor cross section	0.5 mm ²
AWG signal line	20
Conductor structure signal line	28x 0.15 mm

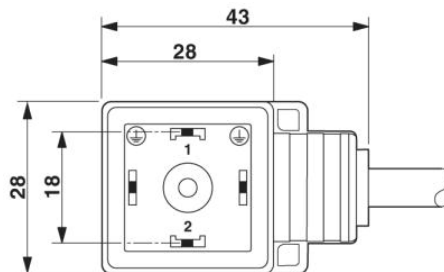
AWG power supply	26
Core diameter including insulation	1.46 mm ±0.02 mm
External cable diameter	4.5 mm ±0.15 mm
Wire colors	Black 1, black 2, green/yellow
External sheath, color	Black-gray RAL 7021
Insulation resistance	Min. 20 MΩ*km
Conductor resistance	max. 39 Ω/km (at 20°C)
Nominal voltage, conductor	≤ 300 V
Test voltage, conductor	≥ 3000 V
Overall twist	3 wires, twisted
Outer sheath, material	PUR
Material conductor insulation	PP
Conductor material	Bare Cu litz wires
Cable weight	30 kg/km
Smallest bending radius, fixed installation	22.5 mm
Number of bending cycles	15000000
Bending radius	50 mm
Traversing path	0.9 m
Traversing rate	5 m/s
Acceleration	30 m/s ²
Ambient temperature (operation)	-40 °C ... 80 °C (cable, fixed installation) -20 °C ... 80 °C (cable, flexible installation)
Special properties	Flexible cable conduit capable Silicone-free Free of substances which would hinder coating with paint or varnish
Flame resistance	in accordance with DIN UL-Style 20549
Halogen-free	in accordance with DIN VDE 0472 part 815
Resistance to oil	in accordance with DIN EN 60811-2-1
Other resistance	Highly resistant to acids, alkaline solutions and solvents hydrolysis and microbe resistant

Diagrams/Drawings

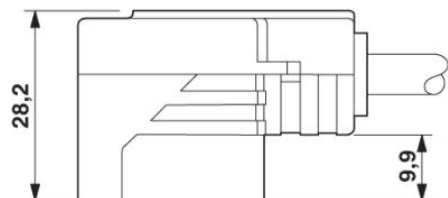
Dimensioned drawing



M12 x 1 male connector, straight

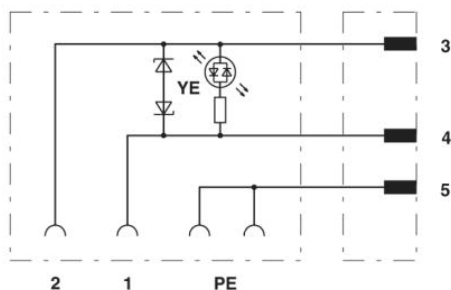


Valve plug, type A



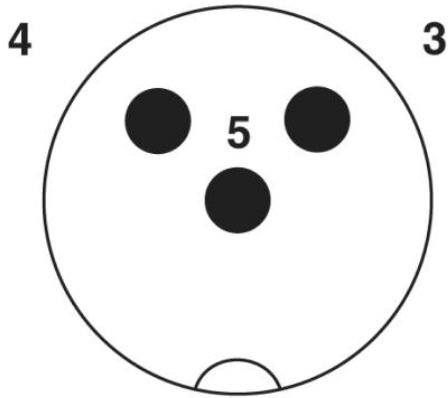
Valve connector, type A, side view

Circuit diagram

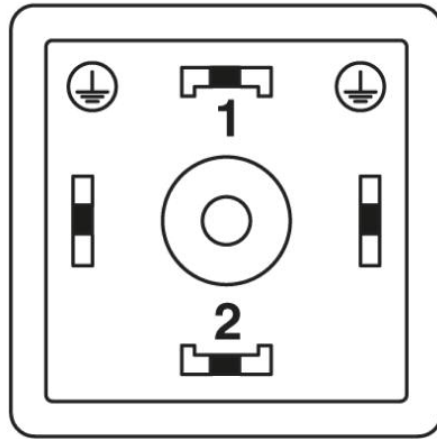


Contact assignment of M12 plug and valve connector

Schematic diagram



Pin assignment M12 plug, 3-pos., valve connector



Valve connector pin assignment, type A

Address

PHOENIX CONTACT Inc., USA
586 Fulling Mill Road
Middletown, PA 17057, USA
Phone (800) 888-7388
Fax (717) 944-1625
<http://www.phoenixcon.com>



© 2011 Phoenix Contact
Technical modifications reserved;