


SAC-5P-M12MSB/ 5,0-900/M12FSB

Order No.: 1507201

<http://eshop.phoenixcontact.de/phoenix/treeViewClick.do?UID=1507201>

Bus system cable, INTERBUS, 5-position, PUR halogen-free, Green RAL 6017, shielded, Plug, straightLink:M12, B-coded, on Socket, straight M12, B-coded, Cable length: 5 m

**Commercial data**

GTIN (EAN)	 4 017918 900052
sales group	D117
Pack	1 pcs.
Customs tariff	85444290
Catalog page information	Page 392 (PC-2011)

Product notes

WEEE/RoHS-compliant since:
03/02/2006



<http://www.download.phoenixcontact.com>
Please note that the data given here has been taken from the online catalog. For comprehensive information and data, please refer to the user documentation. The General Terms and Conditions of Use apply to Internet downloads.

Technical data**General data**

Rated current at 40°C	4 A
Rated voltage	60 V
Number of positions	5
Volume resistance	≤ 5 mΩ

Insulation resistance	≥ 100 MΩ
Length of cable	5 m
Ambient temperature (operation)	-25 °C ... 90 °C (Male connector / female connector)

General characteristics

Coding	B - inverse
Surge voltage category	II
Pollution degree	3
Degree of protection	IP65/IP67/IP69K
Insertion/withdrawal cycles	≥ 100
Contact material	CuSn
Contact surface material	Ni/Au
Contact carrier material	PA 66
Material of grip body	TPU, hardly inflammable, self-extinguishing
Material, knurls	Zinc die-cast, nickel-plated
Sealing material	NBR
Status display	No

Conductor data

Cable type	INTERBUS
Cable type (abbreviation)	900
Conductor cross section	0.22 mm ²
AWG signal line	24
Conductor structure signal line	32 x 0.10 mm
External cable diameter	8.00 mm
Wire colors	Green-yellow, white-brown, gray-pink
External sheath, color	Green RAL 6017
Insulation resistance	> 5 GΩ*km
Conductor resistance	≤ 159.8 mΩ/m
Working capacitance	60 nF (At 800 Hz)
Signal speed	0.66 c
Coupling resistance	250000.00 MΩ/km (At 30 MHz)
Nominal voltage, conductor	250 V
Test voltage Core/Core	1500 V
Test voltage Core/Shield	1000 V
Twisted pairs	2 cores to the pair

Overall twist	3 pairs to the core
Shielding	Braided copper wires
Outer sheath, material	PUR
Material conductor insulation	PE
Conductor material	Bare Cu litz wires
Smallest bending radius, fixed installation	60 mm
Smallest bending radius, movable installation	120 mm
Number of bending cycles	500000
Bending radius	120 mm
Traversing path	10 m
Traversing rate	1.6 m/s
Acceleration	3.2 m/s ²
Ambient temperature (operation)	-40 °C ... 80 °C (cable, fixed installation)
	-30 °C ... 70 °C (cable, flexible installation)
Flame resistance	IEC 60332-1

Certificates / Approvals

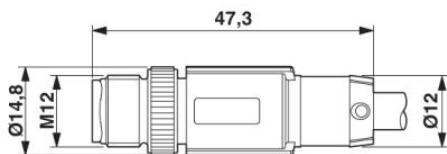


Certification

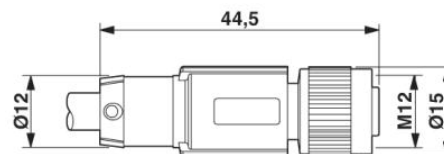
GOST

Diagrams/Drawings

Dimensioned drawing

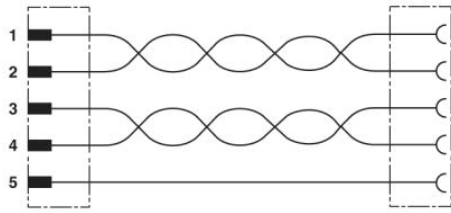


M12 x 1 male connector, straight, shielded



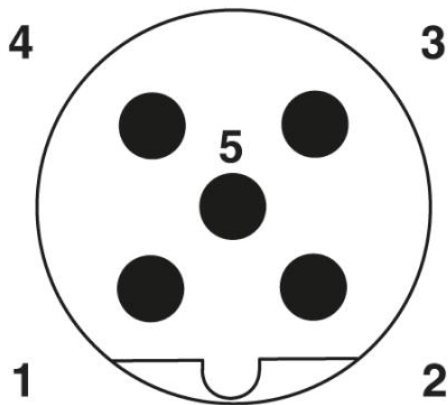
M12 x 1 female connector, straight, shielded

Circuit diagram

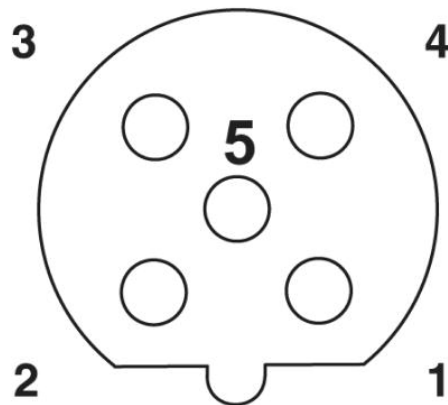


Contact assignment of the M12 connector and the M12 socket

Schematic diagram



Pin assignment M12 male connector, 5-pos., B-coded, male side



Pin assignment M12 socket, 5-pos., B-coded, view socket side

Address

PHOENIX CONTACT Inc., USA
586 Fulling Mill Road
Middletown, PA 17057, USA
Phone (800) 888-7388
Fax (717) 944-1625
<http://www.phoenixcon.com>



© 2011 Phoenix Contact
Technical modifications reserved;