



## SAC-5P-15,0-186/FS SCO

Order No.: 1518397

<http://eshop.phoenixcontact.de/phoenix/treeViewClick.do?UID=1518397>

Sensor/Actuator cable, 5-position, PUR, Black-gray RAL 7021, Free conductor end, on Socket, straight M12-SPEEDCON, A-coded, Cable length: 15 m



Commercial data	
GTIN (EAN)	 4 017918 968519
sales group	D112
Pack	1 pcs.
Customs tariff	85444290
Catalog page information	Page 265 (AX-2011)

**Product notes**

WEEE/RoHS-compliant since:  
10/18/2006



<http://www.download.phoenixcontact.com>  
Please note that the data given here has been taken from the online catalog. For comprehensive information and data, please refer to the user documentation. The General Terms and Conditions of Use apply to Internet downloads.

**Technical data****General data**

Rated current at 40°C	4 A
Rated voltage	60 V
Number of positions	5
Volume resistance	≤ 5 mΩ

Insulation resistance	≥ 100 MΩ
Length of cable	15 m
Stripping length of the free conductor end	50 mm
Ambient temperature (operation)	-25 °C ... 90 °C (Male connector / female connector)

#### General characteristics

Coding	A - standard
Surge voltage category	II
Pollution degree	3
Degree of protection	IP65/IP68/IP69K
Contact material	CuSn
Contact surface material	Ni/Au
Contact carrier material	TPU GF
Material of grip body	TPU, hardly inflammable, self-extinguishing
Material, knurls	Zinc die-cast, nickel-plated
Sealing material	NBR
Status display	No

#### Conductor data

Cable type	PUR/PVC black
Cable type (abbreviation)	186
Cable abbreviation	LiY11Y
Conductor cross section	0.75 mm <sup>2</sup>
AWG signal line	18
Conductor structure signal line	42x 0.15 mm
Core diameter including insulation	1.7 mm ±0.05 mm
Thickness, insulation	≥ 0.23 mm (Core insulation)
	≥ 0.76 mm (Outer cable sheath)
External cable diameter	6.3 mm ± 0.2 mm
Wire colors	Brown, white, blue, black, gray
External sheath, color	Black-gray RAL 7021
Insulation resistance	≥ 1 MΩ*km (at 20°C)
Conductor resistance	max. 26 Ω/km (at 20°C)
Nominal voltage, conductor	≤ 300 V
Test voltage, conductor	≥ 3000 V
Overall twist	5 wires around filler to the core

Outer sheath, material	PUR
Material conductor insulation	PVC
Conductor material	Bare Cu litz wires
Cable weight	67 kg/km
Smallest bending radius, movable installation	63 mm
Number of bending cycles	2000000
Bending radius	63 mm
Traversing path	5 m
Traversing rate	3 m/s
Acceleration	5 m/s <sup>2</sup>
Ambient temperature (operation)	-25 °C ... 80 °C (cable, fixed installation) -5 °C ... 80 °C (cable, flexible installation)
Flame resistance	in accordance with DIN UL-Style 20549

**Certificates / Approvals**

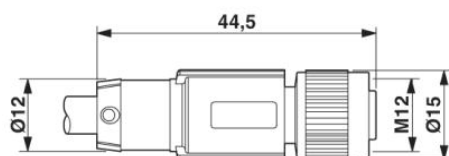


Certification

CUL Listed, UL Listed


**Diagrams/Drawings**

Dimensioned drawing



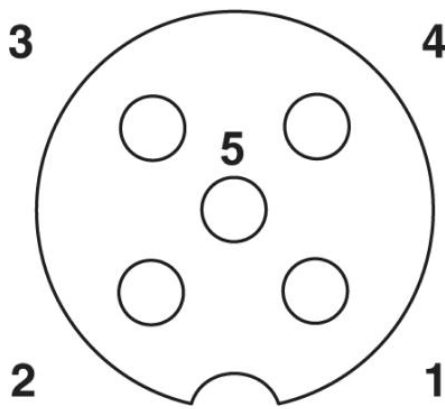
M12 x 1 female connector, straight

Circuit diagram



Contact assignment of the M12 socket

Schematic diagram



Pin assignment M12 socket, 5-pos., A-coded, socket side view

**Address**

PHOENIX CONTACT Inc., USA  
586 Fulling Mill Road  
Middletown, PA 17057, USA  
Phone (800) 888-7388  
Fax (717) 944-1625  
<http://www.phoenixcon.com>



© 2011 Phoenix Contact  
Technical modifications reserved;