


## SAC-8P- 2,0-PUR/M12FS

Order No.: 1520356



<http://eshop.phoenixcontact.de/phoenix/treeViewClick.do?UID=1520356>

Sensor/Actuator cable, 8-position, PUR halogen-free, Black-gray RAL 7021, Free conductor end, on Socket, straight M12, A-coded, Cable length: 2 m

| Commercial data |  |
|-----------------|--|
| GTIN (EAN)      | <br>4 017918 944520 |
| Note            | Made-to-order  |
| sales group     | D118   |
| Pack            | 5 pcs.   |
| Customs tariff  | 85444290   |

### Product notes

WEEE/RoHS-compliant since:  
07/11/2006



<http://www.download.phoenixcontact.com>  
Please note that the data given here has been taken from the online catalog. For comprehensive information and data, please refer to the user documentation. The General Terms and Conditions of Use apply to Internet downloads.

| Technical data        |        |
|-----------------------|--------|
| <b>General data</b>   |        |
| Rated current at 40°C | 2 A    |
| Rated voltage         | 30 V   |
| Number of positions   | 8      |
| Volume resistance     | ≤ 5 mΩ |

|  |          |
|--|----------|
| Insulation resistance                      | ≥ 100 MΩ |
| Length of cable                            | 2 m      |
| Stripping length of the free conductor end | 50 mm    |

**General characteristics**

|                             |   |
|-----------------------------|---|
| Coding                      | A - standard                                |
| Surge voltage category      | II  |
| Pollution degree            | 3   |
| Degree of protection        | IP65/IP68/IP69K                             |
| Insertion/withdrawal cycles | ≥ 100                                       |
| Contact material            | CuZn  |
| Contact surface material    | Ni/Au                                       |
| Contact carrier material    | TPU GF                                      |
| Material of grip body       | TPU, hardly inflammable, self-extinguishing |
| Material, knurls            | Zinc die-cast, nickel-plated                |
| Sealing material            | NBR   |
| Status display              | No  |

**Conductor data**

|                                    |  |
|------------------------------------|--|
| Cable type                         | PUR halogen-free black                             |
| Cable type (abbreviation)          | PUR  |
| Cable abbreviation                 | Li9Y11Y  |
| Conductor cross section            | 0.25 mm <sup>2</sup>                               |
| AWG signal line                    | 24   |
| Conductor structure signal line    | 32 x 0.10 mm                                       |
| Core diameter including insulation | 1.17 mm ±0.02 mm                                   |
| Thickness, insulation              | ≥ 0.21 mm (Core insulation)                        |
|                                    | Approx. 0.8 mm (Outer cable sheath)                |
| External cable diameter            | 5.9 mm ±0.15 mm                                    |
| Wire colors                        | Brown, blue, white, gray, pink, red, yellow, green |
| External sheath, color             | Black-gray RAL 7021                                |
| Insulation resistance              | ≥ 100 MΩ*km (at 20°C)                              |
| Conductor resistance               | max. 78 Ω/km (at 20°C)                             |
| Nominal voltage, conductor         | ≤ 300 V  |
| Test voltage, conductor            | ≥ 3000 V   |
| Overall twist                      | 8 wires around filler to the core                  |

|   |   |
|---|---|
| Outer sheath, material                        | PUR   |
| Material, filler                              | PE  |
| Material conductor insulation                 | PP  |
| Conductor material                            | Bare Cu litz wires  |
| Cable weight                                  | 46 kg/km  |
| Smallest bending radius, fixed installation   | 59 mm   |
| Smallest bending radius, movable installation | 59 mm   |
| Number of bending cycles                      | 4000000   |
| Bending radius                                | 59 mm   |
| Traversing path                               | 10 m  |
| Traversing rate                               | 3 m/s   |
| Acceleration                                  | 10 m/s <sup>2</sup>   |
| Special properties                            | Flexible cable conduit capable                                      |
|   | Silicone-free   |
|   | Free of substances which would hinder coating with paint or varnish |
| Flame resistance                              | in accordance with DIN UL-Style 20549                               |
| Halogen-free                                  | in accordance with DIN VDE 0472 part 815                            |
| Resistance to oil                             | in accordance with DIN EN 60811-2-1                                 |
| Other resistance                              | Highly resistant to acids, alkaline solutions and solvents          |
|   | hydrolysis and microbe resistant                                    |

**Certificates / Approvals**

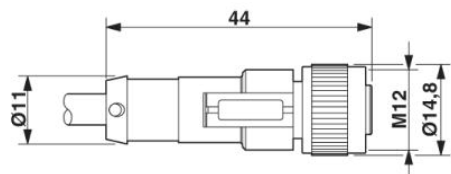


Certification

CUL Listed, UL Listed


### Diagrams/Drawings

Dimensioned drawing



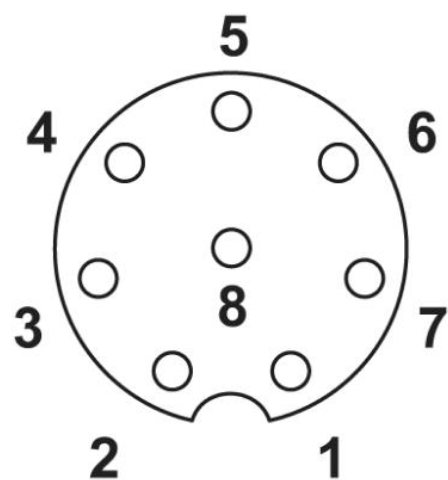
M12 x 1 female connector, straight

Circuit diagram



Contact assignment of the M12 socket

Schematic diagram



Pin assignment M12 plug, 8-pos., view plug side

**Address**

PHOENIX CONTACT Inc., USA  
586 Fulling Mill Road  
Middletown, PA 17057, USA  
Phone (800) 888-7388  
Fax (717) 944-1625  
<http://www.phoenixcon.com>



© 2011 Phoenix Contact  
Technical modifications reserved;