


SAC-8P-M12MS/10,0-PUR SH

Order No.: 1522794



<http://eshop.phoenixcontact.de/phoenix/treeViewClick.do?UID=1522794>

Sensor/Actuator cable, 8-position, PUR halogen-free, Black-gray RAL 7021, shielded, Plug, straightLink:M12, A-coded, on Free conductor end, Cable length: 10 m

Commercial data	
GTIN (EAN)	 4 017918 957599
sales group	D117
Pack	1 pcs.
Customs tariff	85444290
Catalog page information	Page 147 (PC-2011)

Product notes

WEEE/RoHS-compliant since:
03/02/2006



<http://www.download.phoenixcontact.com>
Please note that the data given here has been taken from the online catalog. For comprehensive information and data, please refer to the user documentation. The General Terms and Conditions of Use apply to Internet downloads.

Technical data	
General data	
Rated current at 40°C	2 A
Rated voltage	30 V
Number of positions	8
Volume resistance	≤ 5 mΩ

Insulation resistance	≥ 100 MΩ
Length of cable	10 m
Stripping length of the free conductor end	50 mm
Ambient temperature (operation)	-25 °C ... 90 °C (Male connector / female connector)

General characteristics

Standards/regulations	M12 connector IEC 61076-2-101
Coding	A - standard
Surge voltage category	II
Pollution degree	3
Degree of protection	IP65/IP67/IP69K
Insertion/withdrawal cycles	≥ 100
Torque	0.4 Nm (M12 connector)
Contact material	CuZn
Contact surface material	Ni/Au
Contact carrier material	TPU GF
Material of grip body	TPU, hardly inflammable, self-extinguishing
Material, knurls	Zinc die-cast, nickel-plated
Status display	No

Conductor data

Cable type	PUR halogen-free black
Cable type (abbreviation)	PUR
Cable abbreviation	Li9YVI-C-VI-11Y
Conductor cross section	0.25 mm ²
AWG signal line	24
Conductor structure signal line	32 x 0.10 mm
Core diameter including insulation	1.17 mm ±0.02 mm
Thickness, insulation	≥ 0.21 mm (Core insulation)
	Approx. 0.6 mm (Outer cable sheath)
External cable diameter	5.9 mm ±0.15 mm
Wire colors	Brown, white, green, yellow, gray, pink, blue, red
External sheath, color	Black-gray RAL 7021
Insulation resistance	≥ 100 MΩ*km (at 20°C)
Conductor resistance	max. 78 Ω/km (at 20°C)
Nominal voltage, conductor	≤ 300 V

Test voltage, conductor	≥ 3000 V
Overall twist	8 wires around filler to the core
Shielding	Tinned copper braided shield
Optical shield covering	85 %
Outer sheath, material	PUR
Material, filler	PE
Material conductor insulation	PP
Conductor material	Bare Cu litz wires
Cable weight	54 kg/km
Smallest bending radius, fixed installation	59 mm
Smallest bending radius, movable installation	59 mm
Number of bending cycles	4000000
Bending radius	59 mm
Traversing path	10 m
Traversing rate	3 m/s
Acceleration	10 m/s ²
Ambient temperature (operation)	-40 °C ... 80 °C (cable, fixed installation) -25 °C ... 80 °C (cable, flexible installation)
Special properties	Flexible cable conduit capable Silicone-free Free of substances which would hinder coating with paint or varnish
Flame resistance	in accordance with DIN UL-Style 20549
Halogen-free	in accordance with DIN VDE 0472 part 815
Resistance to oil	in accordance with DIN EN 60811-2-1
Other resistance	Highly resistant to acids, alkaline solutions and solvents hydrolysis and microbe resistant

Certificates / Approvals

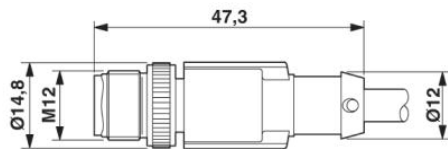


Certification

CUL Listed, UL Listed

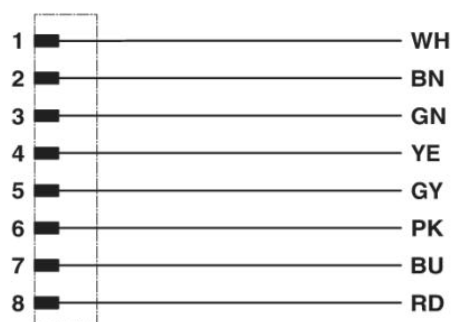
Diagrams/Drawings

Dimensioned drawing



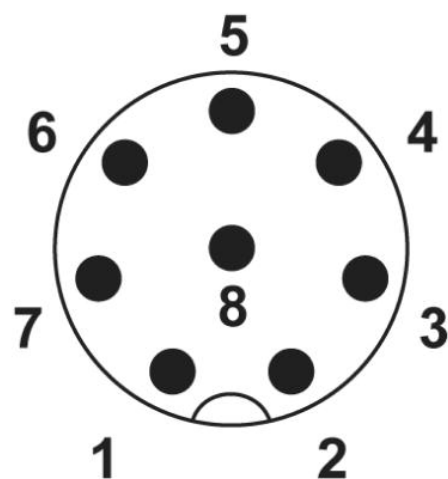
M12 x 1 male connector, straight, shielded

Circuit diagram



Contact assignment of the M12 plug

Schematic diagram



Pin assignment M12 plug, 8-pos., view plug side

Address

PHOENIX CONTACT Inc., USA
586 Fulling Mill Road
Middletown, PA 17057, USA
Phone (800) 888-7388
Fax (717) 944-1625
<http://www.phoenixcon.com>



© 2011 Phoenix Contact
Technical modifications reserved;