


SAC-2P-M12MSB/20,0-910/M12FSB

Order No.: 1524132

<http://eshop.phoenixcontact.de/phoenix/treeViewClick.do?UID=1524132>

Bus system cable, 2-position, PUR halogen-free, Violet, RAL 4001, shielded, Plug, straightLink:M12, B-coded, on Socket, straight M12, B-coded, Cable length: 20 m



| Commercial data | |
|-----------------|--|
| GTIN (EAN) |  4 017918 947217 |
| sales group | D117 |
| Pack | 1 pcs. |
| Customs tariff | 85444290 |

Product notes

WEEE/RoHS-compliant since:
07/11/2006



<http://www.download.phoenixcontact.com>
Please note that the data given here has been taken from the online catalog. For comprehensive information and data, please refer to the user documentation. The General Terms and Conditions of Use apply to Internet downloads.

Technical data

General data

| | |
|-----------------------|--------|
| Rated current at 40°C | 4 A |
| Rated voltage | 250 V |
| Number of positions | 2 |
| Volume resistance | ≤ 5 mΩ |

| | |
|-----------------------|----------|
| Insulation resistance | ≥ 100 MΩ |
| Length of cable | 20 m |

General characteristics

| | |
|-----------------------------|---|
| Coding | B - inverse |
| Surge voltage category | II |
| Pollution degree | 3 |
| Degree of protection | IP65/IP68/IP69K |
| Insertion/withdrawal cycles | ≥ 100 |
| Contact material | CuSn |
| Contact surface material | Ni/Au |
| Contact carrier material | PA 66 |
| Material of grip body | TPU, hardly inflammable, self-extinguishing |
| Material, knurls | Zinc die-cast, nickel-plated |
| Sealing material | NBR |
| Status display | No |

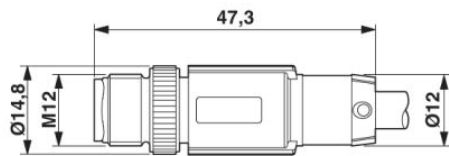
Conductor data

| | |
|------------------------------------|------------------------------------|
| Cable type | PROFIBUS |
| Cable type (abbreviation) | 910 |
| Conductor cross section | 0.25 mm ² |
| AWG signal line | 24 |
| Conductor structure signal line | 19x 0.13 mm |
| Core diameter including insulation | 2.55 mm ±0.07 mm |
| External cable diameter | 7.80 mm |
| Wire colors | Red, green |
| External sheath, color | Violet, RAL 4001 |
| Insulation resistance | ≥ 5 GΩ*km |
| Conductor resistance | ≤ 78.4 Ω/km |
| Working capacitance | 32 pF (core-core) |
| Wave impedance | Nom. 150 Ω ±10 % |
| Nominal voltage, conductor | 30 V |
| Test voltage Core/Core | 1500 V |
| Type of pair shielding | Aluminum-lined polyester foil |
| Overall twist | 2 cores with 2 fillers to the core |
| Shielding | Tinned copper braided shield |

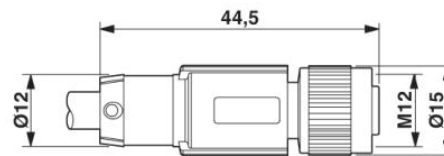
| | |
|---|---|
| Optical shield covering | 80 % |
| Outer sheath, material | PUR |
| Material conductor insulation | Foamed PE |
| Conductor material | Tin-plated Cu litz wires |
| Smallest bending radius, fixed installation | min. 78 mm |
| Smallest bending radius, movable installation | min. 78 mm |
| Number of bending cycles | 5000000 |
| Bending radius | 78 mm |
| Traversing path | 10 m |
| Traversing rate | 3 m/s |
| Acceleration | 7 m/s ² |
| Ambient temperature (operation) | -20 °C ... 80 °C (cable, fixed installation) |
| | -20 °C ... 80 °C (cable, flexible installation) |
| Flame resistance | IEC 60332-1 |
| | DIN EN 50265-2-1 |

Diagrams/Drawings

Dimensioned drawing

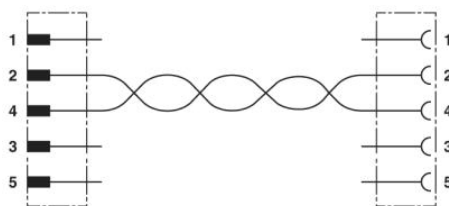


M12 x 1 male connector, straight, shielded



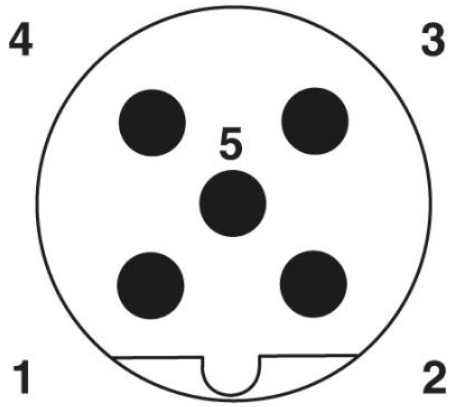
M12 x 1 female connector, straight, shielded

Circuit diagram

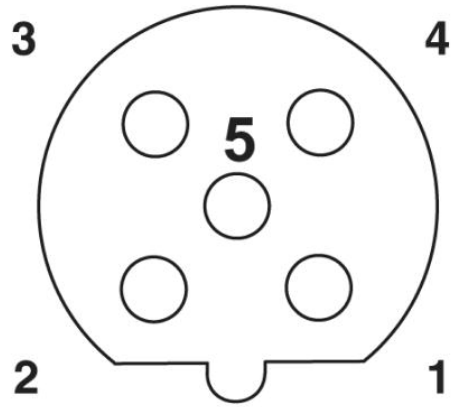


Contact assignment of the M12 connector and the M12 socket

Schematic diagram



Pin assignment M12 male connector, 5-pos., B-coded, male side



Pin assignment M12 female connector, 5-pos., B-coded, female side

Address

PHOENIX CONTACT Inc., USA
586 Fulling Mill Road
Middletown, PA 17057, USA
Phone (800) 888-7388
Fax (717) 944-1625
<http://www.phoenixcon.com>



© 2011 Phoenix Contact
Technical modifications reserved;