


SACC-M12FR-4CON-PG 7-VA

Order No.: 1553284

<http://eshop.phoenixcontact.de/phoenix/treeViewClick.do?UID=1553284>

Sensor/actuator connector, female, angled, 4-pos., M12, screw connection, high-grade steel knurl, cable screw connection PG7

Commercial data

GTIN (EAN)	
sales group	D121
Pack	1 pcs.
Customs tariff	85366990
Catalog page information	Page 211 (PC-2011)

Product notes

WEEE/RoHS-compliant since:
11/10/2006



<http://www.download.phoenixcontact.com>
Please note that the data given here has been taken from the online catalog. For comprehensive information and data, please refer to the user documentation. The General Terms and Conditions of Use apply to Internet downloads.

Technical data

General data

Rated current at 40°C	4 A
Rated voltage	60 V
Number of positions	3
Volume resistance	≤ 3 mΩ
Insulation resistance	≥ 100 MΩ

Ambient temperature (operation)	-40 °C ... 85 °C
General characteristics	
Standards/regulations	M8 connector IEC 61076-2-104
Coding	A - standard
Surge voltage category	II
Pollution degree	3
Degree of protection	IP67
Contact material	CuSn
Contact surface material	Au
Contact carrier material	PUR / PA66
Material of grip body	PBT
Material, knurls	Nickel-plated brass
Sealing material	NBR
Connection method	Solder cup
Conductor cross section stranded min.	0.08 mm ²
Conductor cross section stranded max.	0.25 mm ²
Conductor cross section AWG/kcmil min.	28
Conductor cross section AWG/kcmil max	22
External cable diameter	3.5 mm ... 5 mm
Status display	No

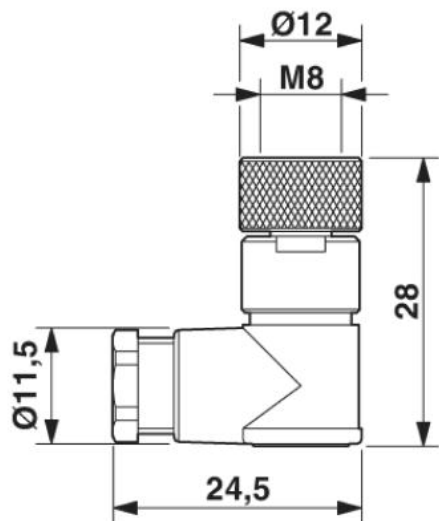
Accessories

Item	Designation	Description
General		
1436945	SACC-M 8-SET/2,2-3,5	Sensor/actuator connector, accessories, pressure screw and seal, for unshielded M8 connector, cable diameter 2.2 mm - 3.5 mm

Diagrams/Drawings

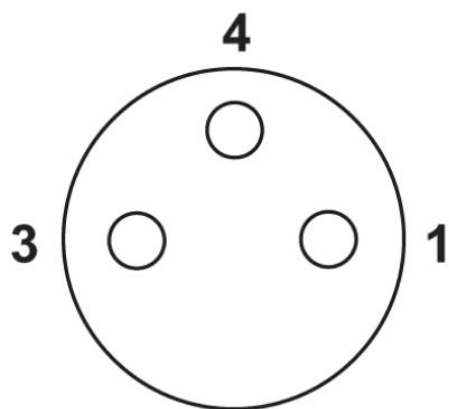
Dimensioned drawing

Socket M8 x 1, angled



Schematic diagram

Pin assignment M8 female connector, 3-pos.



Address

PHOENIX CONTACT Deutschland GmbH
Flachmarktstr. 8
32825 Blomberg, Germany
Phone +49 5235 3 12000
Fax +49 5235 3 41200
<http://www.phoenixcontact.de>



© 2011 Phoenix Contact
Technical modifications reserved;