


SACC-DSIP-M12FS-4CON-L180-SI

Order No.: 1528219

<http://eshop.phoenixcontact.de/phoenix/treeViewClick.do?UID=1528219>

Sensor/actuator flush-type socket, 4-pos., M12, A-coded, front/press-in mounting, with straight solder connection

Commercial data

GTIN (EAN)	 4 046356 023191
sales group	D125
Pack	10 pcs.
Customs tariff	85369010
Catalog page information	Page 75 (PC-2005)

Product notes

WEEE/RoHS-compliant since:
12/20/2005



<http://www.download.phoenixcontact.com>
Please note that the data given here has been taken from the online catalog. For comprehensive information and data, please refer to the user documentation. The General Terms and Conditions of Use apply to Internet downloads.

Technical data**General data**

Rated current at 40°C	1 A
Rated voltage	60 V
Number of positions	4

Volume resistance	≤ 0.003 Ω
Insulation resistance	≥ 100 MΩ
Length of cable	0.5 m
Ambient temperature (operation)	-25 °C ... 85 °C (connector)

General characteristics

Standards/regulations	M5 connector IEC 61076-2-105
Surge voltage category	II
Pollution degree	3
Degree of protection	IP67
Contact material	CuZn
Contact surface material	Au
Contact carrier material	PA 66
Material, knurls	Nickel-plated brass
Sealing material	Viton
Mounting type	Front mounting M5 x 0.5
Connection method	Individual wires
Status display	No
Test voltage	800 V

Conductor data

Cable type	TPE litz wire
Conductor cross section	0.14 mm ²
AWG signal line	26
Conductor structure signal line	18x 0.10 mm
Wire colors	Black, brown, blue, white
Material conductor insulation	TPE
Ambient temperature (operation)	-25 °C ... 80 °C

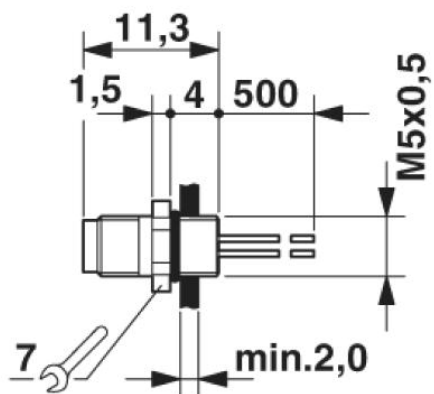
Accessories

Item	Designation	Description
Assembly		
1535901	SACC-E-MU-M 5	Flat nut with M5 thread

Diagrams/Drawings


Dimensioned drawing

M5 flush-type connector



Schematic diagram

Pin assignment M5 plug, 4-pos., view plug side



Address

PHOENIX CONTACT Deutschland GmbH
Flachmarktstr. 8
32825 Blomberg, Germany
Phone +49 5235 3 12000
Fax +49 5235 3 41200
<http://www.phoenixcontact.de>



© 2011 Phoenix Contact
Technical modifications reserved;