


SAC-4P- 2,0-950/M 8FS

Order No.: 1543294

<http://eshop.phoenixcontact.de/phoenix/treeViewClick.do?UID=1543294>

Bus system cable, INTERBUS, 4-position, PUR halogen-free, Black RAL 9005, shielded, Free conductor end, on Socket, straight M8, Cable length: 2 m

Commercial data	
GTIN (EAN)	 4 046356 097451
Note	Made-to-order
sales group	D133
Pack	1 pcs.
Customs tariff	85444290
Catalog page information	Page 266 (AX-2011)

Product notes

WEEE/RoHS-compliant since:
12/15/2005

<http://www.download.phoenixcontact.com>
Please note that the data given here has been taken from the online catalog. For comprehensive information and data, please refer to the user documentation. The General Terms and Conditions of Use apply to Internet downloads.

Technical data	
General data	
Rated current at 40°C	4 A
Rated voltage	30 V
Number of positions	4
Volume resistance	≤ 5 mΩ

Insulation resistance	≥ 100 MΩ
Length of cable	2 m
Stripping length of the free conductor end	50 mm
Ambient temperature (operation)	-25 °C ... 90 °C (Male connector / female connector)

General characteristics

Coding	A - standard
Surge voltage category	II
Pollution degree	3
Degree of protection	IP65/IP67/IP69K
Contact material	CuSn
Contact surface material	Ni/Au
Contact carrier material	TPU GF
Material of grip body	TPU, hardly inflammable, self-extinguishing
Material, knurls	Zinc die-cast, nickel-plated
Sealing material	NBR
Status display	No
Test voltage	800 V

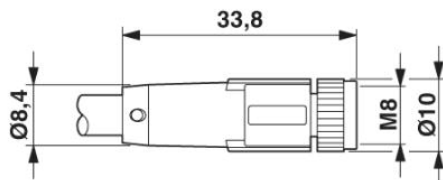
Conductor data

Cable type	INTERBUS
Cable type (abbreviation)	950
Conductor cross section	0.14 mm ² (signal line) 0.34 mm ² (Power supply) 0.38 mm ² (Drain wire)
AWG signal line	26
Conductor structure signal line	19x 0.10 mm
AWG power supply	22
Conductor structure, voltage supply	19x 0.15 mm
Core diameter including insulation	0.97 mm (signal line) 1.25 mm (Power supply)
Thickness, insulation	0.24 mm (Conductor insulation, signal line) 0.25 mm (Conductor insulation, voltage supply) Approx. 0.75 mm (Outer cable sheath)
External cable diameter	5.20 mm
Wire colors	red-blue, green-yellow

External sheath, color	Black RAL 9005
Insulation resistance	$\geq 20 \text{ M}\Omega \cdot \text{km}$
Conductor resistance	$\leq 155 \text{ }\Omega/\text{km}$ (signal line) $\leq 58 \text{ }\Omega/\text{km}$ (Power supply)
Nominal voltage, conductor	$\leq 100 \text{ V}$
Test voltage Core/Core	1000 V
Test voltage Core/Shield	1000 V
Type of pair shielding	Aluminum-lined polyester foil
Overall twist	2 pairs around a drain wire in the center to the core
Shielding	Tinned copper braided shield
Optical shield covering	85 %
Outer sheath, material	PUR
Material conductor insulation	PP
Conductor material	Tin-plated Cu litz wires
Cable weight	41 kg/km
Smallest bending radius, fixed installation	26 mm
Smallest bending radius, movable installation	37 mm
Number of bending cycles	1000000
Bending radius	110 mm
Traversing path	6 m
Traversing rate	4 m/s
Acceleration	4 m/s ²
Ambient temperature (operation)	-40 °C ... 80 °C (cable, fixed installation) -40 °C ... 80 °C (cable, flexible installation)


Diagrams/Drawings

Dimensioned drawing



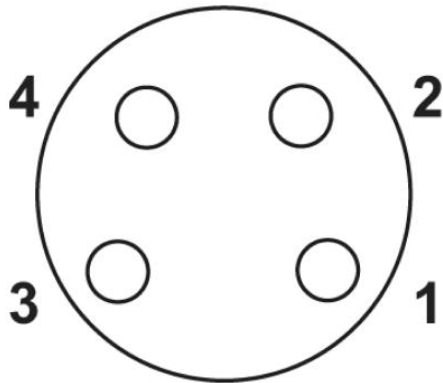
Socket M8 x 1, straight, shielded

Circuit diagram



Contact assignment of M8 socket

Schematic diagram



Pin assignment M8 socket, 4-pos., view female side

Address

PHOENIX CONTACT Inc., USA
586 Fulling Mill Road
Middletown, PA 17057, USA
Phone (800) 888-7388
Fax (717) 944-1625
<http://www.phoenixcon.com>



© 2011 Phoenix Contact
Technical modifications reserved;