


SACC-DSI-MS-4CON-M12 SCO

Order No.: 1551820

<http://eshop.phoenixcontact.de/phoenix/treeViewClick.do?UID=1551820>

Sensor/actuator flush-type connector, 4-pos., M12 SPEEDCON, A-coded, rear/screw mounting with M12 thread, with straight solder connection

Commercial data	
GTIN (EAN)	
sales group	D125
Pack	20 pcs.
Customs tariff	85366990
Catalog page information	Page 48 (PC-2011)

Product notes

WEEE/RoHS-compliant since:
09/29/2006



<http://www.download.phoenixcontact.com>
Please note that the data given here has been taken from the online catalog. For comprehensive information and data, please refer to the user documentation. The General Terms and Conditions of Use apply to Internet downloads.

Technical data	
General data	
Rated current at 40°C	4 A
Rated voltage	60 V
Number of positions	5
Volume resistance	≤ 3 mΩ

Insulation resistance	≥ 100 MΩ
Ambient temperature (operation)	-25 °C ... 85 °C (Male connector / female connector)

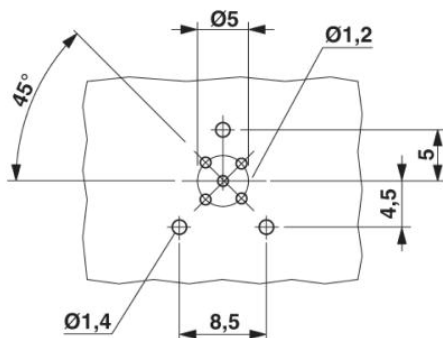
General characteristics

Standards/regulations	M12 connector IEC 61076-2-101
Coding	B - inverse
Surge voltage category	II
Pollution degree	3
Degree of protection	IP67
Contact material	CuZn
Contact surface material	Au
Contact carrier material	PA 66
Sealing material	FKM / EPDM
Mounting type	PCB mounting
Connection method	THR solder connection
Status display	No

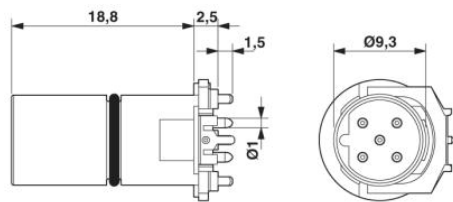
Diagrams/Drawings

Drilling plan/solder pad geometry

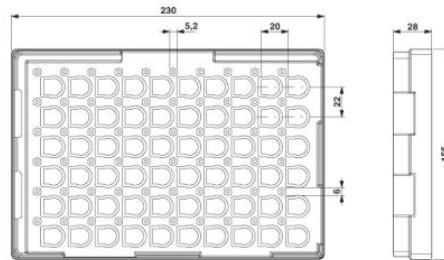
Drilling diagram



Dimensioned drawing

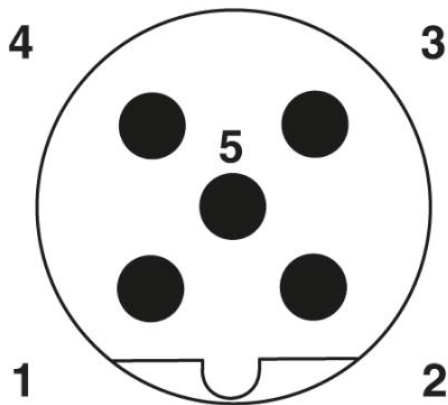


M12 male connector contact carrier



THR tray packaging

Schematic diagram



Pin assignment M12 male connector, 5-pos., B-coded, male side

Address

PHOENIX CONTACT Deutschland GmbH
Flachmarktstr. 8
32825 Blomberg, Germany
Phone +49 5235 3 12000
Fax +49 5235 3 41200
<http://www.phoenixcontact.de>



© 2011 Phoenix Contact
Technical modifications reserved;