


SAC-3P-M12MS/1,5-PUR/M12FS

Order No.: 1681525

<http://eshop.phoenixcontact.de/phoenix/treeViewClick.do?UID=1681525>

Sensor/Actuator cable, 3-position, PUR halogen-free, Black-gray RAL 7021, Plug, straightLink:M12, A-coded, on Socket, straight M12, A-coded, Cable length: 1.5 m

| Commercial data | |
|--------------------------|--------------------------------------------------------------------------------------------------------|
| GTIN (EAN) |  4 017918 158194 |
| sales group | D110 |
| Pack | 1 pcs. |
| Customs tariff | 85444290 |
| Catalog page information | Page 122 (PC-2011) |

Product notes

WEEE/RoHS-compliant since:
06/01/2005

<http://www.download.phoenixcontact.com>
Please note that the data given here has been taken from the online catalog. For comprehensive information and data, please refer to the user documentation. The General Terms and Conditions of Use apply to Internet downloads.

| Technical data | |
|-----------------------|--------|
| General data | |
| Rated current at 40°C | 4 A |
| Rated voltage | 250 V |
| Number of positions | 3 |
| Volume resistance | ≤ 5 mΩ |

| | |
|---------------------------------|------------------------------------------------------|
| Insulation resistance | ≥ 100 MΩ |
| Length of cable | 1.5 m |
| Ambient temperature (operation) | -25 °C ... 90 °C (Male connector / female connector) |

General characteristics

| | |
|-----------------------------|---------------------------------------------|
| Standards/regulations | M12 connector IEC 61076-2-101 |
| Coding | A - standard |
| Surge voltage category | II |
| Pollution degree | 3 |
| Degree of protection | IP65/IP68/IP69K |
| Insertion/withdrawal cycles | ≥ 100 |
| Torque | 0.4 Nm (M12 connector) |
| Contact material | CuSn |
| Contact surface material | Ni/Au |
| Contact carrier material | TPU GF |
| Material of grip body | TPU, hardly inflammable, self-extinguishing |
| Material, knurls | Zinc die-cast, nickel-plated |
| Sealing material | NBR |
| Status display | No |

Conductor data

| | |
|------------------------------------|--------------------------------------------------------------------|
| Cable type | PUR halogen-free black |
| Cable type (abbreviation) | PUR |
| Cable abbreviation | Li9Y11Y |
| UL AWM Style | 20549 |
| Conductor cross section | 0.34 mm ² |
| AWG signal line | 22 |
| Conductor structure signal line | 42x 0.10 mm |
| Core diameter including insulation | 1.27 mm ±0.02 mm |
| Thickness, insulation | ≥ 0.21 mm (Core insulation) Approx. 0.8 mm (Outer cable sheath) |
| External cable diameter | 4.4 mm ±0.15 mm |
| Wire colors | Brown, blue, black |
| External sheath, color | Black-gray RAL 7021 |
| Insulation resistance | ≥ 100 GΩ*km (at 20°C) |
| Conductor resistance | max. 58 Ω/km (at 20°C) |

| | |
|-----------------------------------------------|------------------------------------------------------------------------------------------------------------------------|
| Nominal voltage, conductor | ≤ 300 V |
| Test voltage, conductor | ≥ 3000 V |
| Overall twist | 3 wires, twisted |
| Outer sheath, material | PUR |
| Material conductor insulation | PP |
| Conductor material | Bare Cu litz wires |
| Cable weight | 26 kg/km |
| Smallest bending radius, fixed installation | 22 mm |
| Smallest bending radius, movable installation | 44 mm |
| Number of bending cycles | 4000000 |
| Bending radius | 44 mm |
| Traversing path | 10 m |
| Traversing rate | 3 m/s |
| Acceleration | 10 m/s ² |
| Ambient temperature (operation) | -40 °C ... 80 °C (cable, fixed installation) -5 °C ... 80 °C (cable, flexible installation) |
| Special properties | Flexible cable conduit capable Silicone-free Free of substances which would hinder coating with paint or varnish |
| Flame resistance | in accordance with DIN UL-Style 20549 |
| Halogen-free | in accordance with DIN VDE 0472 part 815 |
| Resistance to oil | in accordance with DIN EN 60811-2-1 |
| Other resistance | Highly resistant to acids, alkaline solutions and solvents hydrolysis and microbe resistant |

Certificates / Approvals

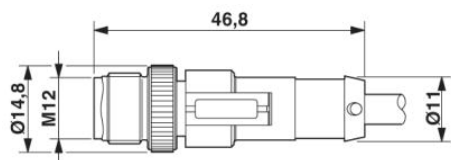


Certification

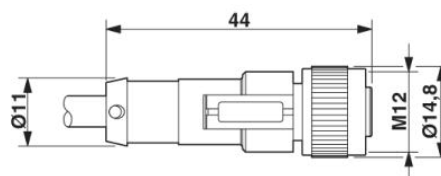
CUL Listed, UL Listed

Diagrams/Drawings

Dimensioned drawing




M12 x 1 male connector, straight



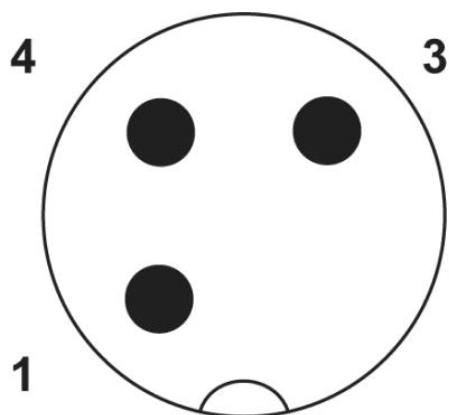
M12 x 1 female connector, straight

Circuit diagram

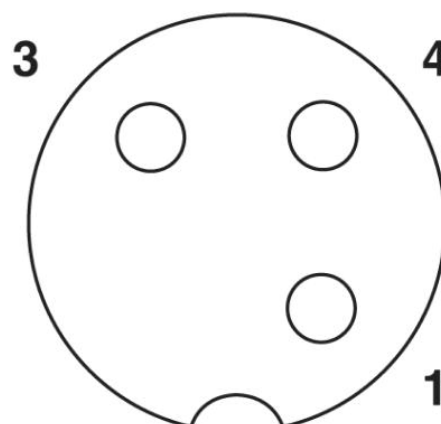


Contact assignment of the M12 plug and the M12 socket

Schematic diagram



Pin assignment M12 plug, 3-pos., A-coded, view male side



Pin assignment socket M 12

Address

PHOENIX CONTACT Inc., USA
586 Fulling Mill Road
Middletown, PA 17057, USA
Phone (800) 888-7388
Fax (717) 944-1625
<http://www.phoenixcon.com>



© 2011 Phoenix Contact
Technical modifications reserved;