


**SAC-5P-M12MS/ 1,5-PUR/M12FS VW**

Order No.: 1694059

<http://eshop.phoenixcontact.de/phoenix/treeViewClick.do?UID=1694059>

Sensor/Actuator cable, 5-position, PUR halogen-free, orange RAL 2003, Plug, straightLink:M12, A-coded, on Socket, straight M12, A-coded, Cable length: 1.5 m

**Commercial data**

GTIN (EAN)	 4 017918 221591
sales group	D112
Pack	1 pcs.
Customs tariff	85444290

**Product notes**

WEEE/RoHS-compliant since:  
10/21/2005



<http://www.download.phoenixcontact.com>  
Please note that the data given here has been taken from the online catalog. For comprehensive information and data, please refer to the user documentation. The General Terms and Conditions of Use apply to Internet downloads.

**Technical data****General data**

Rated current at 40°C	4 A
Rated voltage	60 V
Number of positions	5
Volume resistance	≤ 5 mΩ

Insulation resistance	≥ 100 MΩ
Length of cable	1.5 m
Ambient temperature (operation)	-25 °C ... 90 °C (Male connector / female connector)

#### General characteristics

Coding	A - standard
Surge voltage category	II
Pollution degree	3
Degree of protection	IP65/IP68/IP69K
Insertion/withdrawal cycles	≥ 100
Contact material	CuSn
Contact surface material	Ni/Au
Contact carrier material	TPU GF
Material of grip body	TPU, hardly inflammable, self-extinguishing
Material, knurls	Zinc die-cast, nickel-plated
Sealing material	NBR
Status display	No

#### Conductor data

Cable type	PUR irradiated halogen-free orange
Cable type (abbreviation)	150
Cable abbreviation	D12YSL11X-JB
Conductor cross section	0.34 mm <sup>2</sup> (signal line) 0.5 mm <sup>2</sup> (PE)
AWG signal line	22
Conductor structure signal line	42x 0.10 mm
AWG power supply	20
Conductor structure, voltage supply	24x 0.15 mm
External cable diameter	5.2 mm ±0.2 mm
Wire colors	Brown, blue, black, white, green/yellow
External sheath, color	orange RAL 2003
Conductor resistance	≤ 57.5 Ω/km (with 0.34 mm <sup>2</sup> conductor cross section) ≤ 39 Ω/km (with 0.5 mm <sup>2</sup> conductor cross section)
Nominal voltage, conductor	250 V (AC)
Test voltage, conductor	2000 V (50 Hz, 5 minutes)
Overall twist	5 cores, twisted

Outer sheath, material	PUR
Material conductor insulation	PE
Conductor material	Bare Cu litz wires
Smallest bending radius, fixed installation	min. 20 mm
Smallest bending radius, movable installation	min. 30 mm
Number of bending cycles	5000000
Bending radius	52 mm
Traversing path	10 m
Traversing rate	3 m/s
Ambient temperature (operation)	-50 °C ... 105 °C (cable, fixed installation) -40 °C ... 105 °C (cable, flexible installation)
Special properties	Silicone-free
Flame resistance	DIN VDE 0472 part 804, test type B
Halogen-free	The cable is halogen-free
Other resistance	hydrolysis and microbe resistant UV resistant Resistant to welding splashes

### Certificates / Approvals

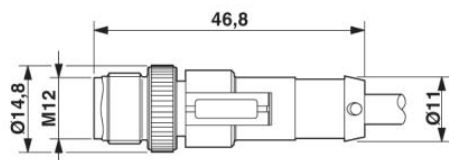


Certification

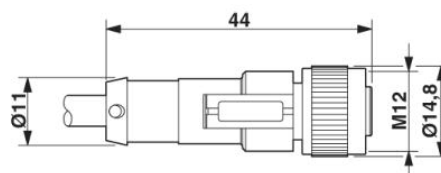
CUL Listed, UL Listed

### Diagrams/Drawings

Dimensioned drawing



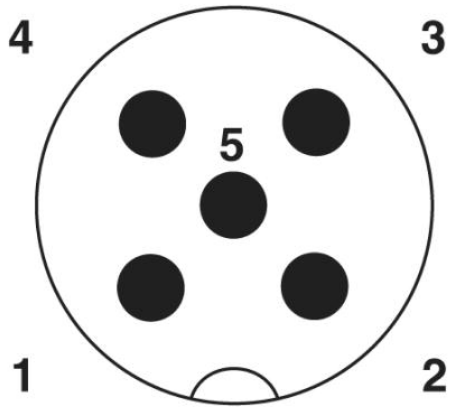
M12 x 1 male connector, straight



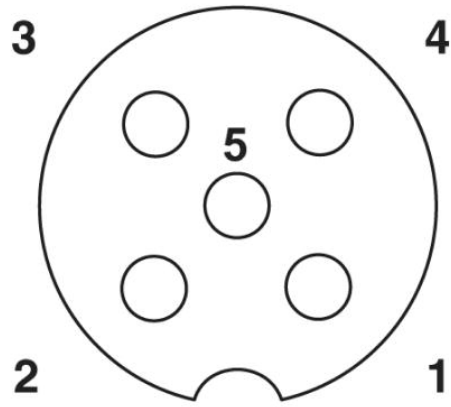
M12 x 1 female connector, straight

Schematic diagram

---



Pin assignment M12 male connector, 5-pos., A-coded, male side



Pin assignment M12 socket, 5-pos., A-coded, socket side view

**Address**

PHOENIX CONTACT Inc., USA  
586 Fulling Mill Road  
Middletown, PA 17057, USA  
Phone (800) 888-7388  
Fax (717) 944-1625  
<http://www.phoenixcon.com>



© 2011 Phoenix Contact  
Technical modifications reserved;