


**MKDS 3/ 2**

Order No.: 1711026

<http://eshop.phoenixcontact.de/phoenix/treeViewClick.do?UID=1711026>

PC terminal block, Nominal current: 24 A, Nom. voltage: 400 V, Pitch: 5 mm, Number of positions: 2, Connection method: Screw connection, Mounting: Soldering, Conductor/PCB connection direction: 0 °, Color: green, The article can be aligned to create different nos. of positions!

**Commercial data**

|                          |  |
|--------------------------|--|
| GTIN (EAN)               | <br>4 017918 023652 |
| sales group              | E012   |
| Pack                     | 50 pcs.  |
| Customs tariff           | 85369010   |
| Catalog page information | Page 97 (CC-2011)  |

**Product notes**

WEEE/RoHS-compliant since:  
01/01/2003



<http://www.download.phoenixcontact.com>  
Please note that the data given here has been taken from the online catalog. For comprehensive information and data, please refer to the user documentation. The General Terms and Conditions of Use apply to Internet downloads.

**Technical data****Dimensions / positions**

|        |         |
|--------|---------|
| Length | 11.2 mm |
| Height | 18 mm   |
| Pitch  | 5 mm    |

|                        |              |
|------------------------|--------------|
| Dimension a            | 5 mm         |
| Number of positions    | 2            |
| Pin dimensions         | 0,9 x 0,9 mm |
| Pin spacing            | 5 mm         |
| Hole diameter          | 1.3 mm       |
| Screw thread           | M3           |
| Tightening torque, min | 0.5 Nm       |
| Tightening torque max  | 0.6 Nm       |

**Technical data**

|                                     |   |
|-------------------------------------|---|
| Range of articles                   | MKDS 3  |
| Insulating material group           | I   |
| Rated surge voltage (III/3)         | 4 kV  |
| Rated surge voltage (III/2)         | 4 kV  |
| Rated surge voltage (II/2)          | 4 kV  |
| Rated voltage (III/3)               | 250 V   |
| Rated voltage (III/2)               | 400 V   |
| Rated voltage (II/2)                | 630 V   |
| Connection in acc. with standard    | EN-VDE  |
| Nominal current $I_N$               | 24 A  |
| Nominal cross section               | 2.5 mm <sup>2</sup>                                   |
| Maximum load current                | 28 A (with 4 mm <sup>2</sup> conductor cross section) |
| Insulating material                 | PA  |
| Inflammability class acc. to UL 94  | V0  |
| Internal cylindrical gage           | A3  |
| Stripping length                    | 8 mm  |
| Nominal voltage, UL/CUL Use Group B | 300 V   |
| Nominal current, UL/CUL Use Group B | 15 A  |
| Nominal voltage, UL/CUL Use Group D | 300 V   |
| Nominal current, UL/CUL Use Group D | 10 A  |

**Connection data**

|                                       |                     |
|---------------------------------------|---------------------|
| Conductor cross section solid min.    | 0.2 mm <sup>2</sup> |
| Conductor cross section solid max.    | 4 mm <sup>2</sup>   |
| Conductor cross section stranded min. | 0.2 mm <sup>2</sup> |
| Conductor cross section stranded max. | 2.5 mm <sup>2</sup> |

|   |                      |
|---|----------------------|
| Conductor cross section stranded, with ferrule without plastic sleeve min.              | 0.25 mm <sup>2</sup> |
| Conductor cross section stranded, with ferrule without plastic sleeve max.              | 2.5 mm <sup>2</sup>  |
| Conductor cross section stranded, with ferrule with plastic sleeve min.                 | 0.25 mm <sup>2</sup> |
| Conductor cross section stranded, with ferrule with plastic sleeve max.                 | 2.5 mm <sup>2</sup>  |
| Conductor cross section AWG/kcmil min.  | 24                   |
| Conductor cross section AWG/kcmil max   | 12                   |
| 2 conductors with same cross section, solid min.  | 0.2 mm <sup>2</sup>  |
| 2 conductors with same cross section, solid max.  | 1.5 mm <sup>2</sup>  |
| 2 conductors with same cross section, stranded min.                                     | 0.2 mm <sup>2</sup>  |
| 2 conductors with same cross section, stranded max.                                     | 1.5 mm <sup>2</sup>  |
| 2 conductors with same cross section, stranded, ferrules without plastic sleeve, min.   | 0.25 mm <sup>2</sup> |
| 2 conductors with same cross section, stranded, ferrules without plastic sleeve, max.   | 0.75 mm <sup>2</sup> |
| 2 conductors with same cross section, stranded, TWIN ferrules with plastic sleeve, min. | 0.5 mm <sup>2</sup>  |
| 2 conductors with same cross section, stranded, TWIN ferrules with plastic sleeve, max. | 1.5 mm <sup>2</sup>  |
| Minimum AWG according to UL/CUL   | 30                   |
| Maximum AWG according to UL/CUL   | 12                   |

### Certificates / Approvals



Certification

CCA, CSA, CUL, GL, GOST, SEV, UL

### Accessories

| Item            | Designation    | Description   |
|-----------------|----------------|---|
| <b>Assembly</b> |                |   |
| 1703047         | RZ 1,25-MKDS 3 | Pitch spacer, for adjusting the pitches between MKDS and GMKDS terminal blocks in mixed rows, 1.25 mm thick |

**General**

|         |          |   |
|---------|----------|---|
| 1733169 | EBP 2- 5 | Insertion bridge, fully insulated, for plug connectors with 5.0 or 5.08 mm pitch, no. of positions: 2 |
|---------|----------|---|

**Marking**

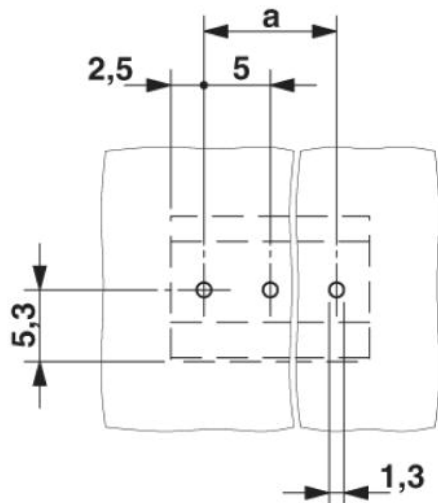
|         |                        |  |
|---------|------------------------|--|
| 1051993 | B-STIFT                | Marker pen, for manual labeling of unprinted Zack strips, smear-proof and waterproof, line thickness 0.5 mm  |
| 0804183 | SK 5/3,8:FORTL.ZAHLEN  | Marker card, printed horizontally, self-adhesive, 12 identical decades marked 1-10, 11-20 etc. up to 91-(99)100, sufficient for 120 terminal blocks  |
| 0805072 | SK 5/3,8:SO            | Marker card, special printing, self-adhesive, labeled acc. to customer requirements, 12 identical marker strips per card, max. 25-position labeling per strip, color: white                          |
| 0805409 | SK 5/3,8:UNBEDRUCKT    | Marker cards, unprinted, with pitch divisions, self-adhesive, 10-section marker strips, 12 strips per card, can be labeled with the M-PEN  |
| 0803906 | SK U/3,8 WH:UNBEDRUCKT | Unprinted marker cards, DIN A4 format, pitch as desired, self-adhesive, with 40 stamped marker strips, 185 mm strip length, can be labeled with the CMS system or manually with the B-STIFT or X-PEN |

**Tools**

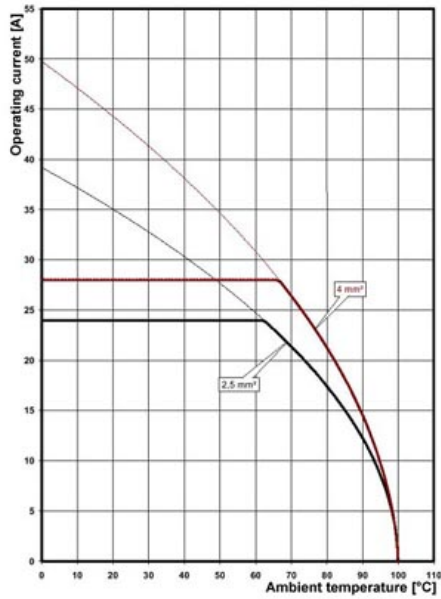
|         |             |  |
|---------|-------------|--|
| 1205053 | SZS 0,6X3,5 | Actuation tool, for ST terminal blocks, insulated, also suitable for use as a bladed screwdriver, size: 0.6 x 3.5 x 100 mm, 2-component grip, with non-slip grip |
|---------|-------------|--|

**Diagrams/Drawings**

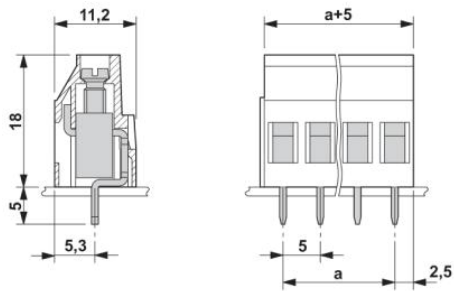
Drilling plan/solder pad geometry



Diagram



Dimensioned drawing



**Address**

PHOENIX CONTACT Inc., USA  
586 Fulling Mill Road  
Middletown, PA 17057, USA  
Phone (800) 888-7388  
Fax (717) 944-1625  
<http://www.phoenixcon.com>



© 2011 Phoenix Contact  
Technical modifications reserved;