

PTDA 1,5/15-3,5

Order No.: 1725081

The figure shows a 10-position version of the product

<http://eshop.phoenixcontact.de/phoenix/treeViewClick.do?UID=1725081>

PC terminal block, Nominal current: 13.5 A, Nom. voltage: 240 V,
Pitch: 3.5 mm, Number of positions: 15, Connection method: Spring-
cage conn., Mounting: Soldering, Conductor/PCB connection direction:
45 °, Color: green

Commercial data

| | |
|--------------------------|--|
| GTIN (EAN) |  4 046356 129084 |
| Note | Made-to-order |
| sales group | E411 |
| Pack | 50 pcs. |
| Customs tariff | 85369010 |
| Catalog page information | Page 513 (CC-2011) |

Product notes

WEEE/RoHS-compliant since:
02/21/2006

[http://
www.download.phoenixcontact.com](http://www.download.phoenixcontact.com)
Please note that the data given
here has been taken from the
online catalog. For comprehensive
information and data, please refer
to the user documentation. The
General Terms and Conditions of
Use apply to Internet downloads.

Technical data

Dimensions / positions

| | |
|---------------------|--------|
| Pitch | 3.5 mm |
| Dimension a | 49 mm |
| Number of positions | 15 |

| | |
|----------------|-----------|
| Pin dimensions | 1,0 x 0,4 |
| Pin spacing | 3.5 mm |
| Hole diameter | 1.3 mm |

Technical data

| | |
|-------------------------------------|---------------------|
| Range of articles | PTDA 1,5/ |
| Insulating material group | I |
| Rated surge voltage (III/3) | 2.5 kV |
| Rated surge voltage (III/2) | 2.5 kV |
| Rated surge voltage (II/2) | 2.5 kV |
| Rated voltage (III/3) | 200 V |
| Rated voltage (III/2) | 240 V |
| Rated voltage (II/2) | 400 V |
| Connection in acc. with standard | EN-VDE |
| Nominal current I_N | 13.5 A |
| Nominal cross section | 1.5 mm ² |
| Maximum load current | 13.5 A |
| Insulating material | PA |
| Inflammability class acc. to UL 94 | V0 |
| Stripping length | 10 mm |
| Nominal voltage, UL/CUL Use Group B | 300 V |
| Nominal current, UL/CUL Use Group B | 12 A |
| Nominal voltage, UL/CUL Use Group D | 300 V |
| Nominal current, UL/CUL Use Group D | 10 A |

Connection data

| | |
|--|---------------------|
| Conductor cross section solid min. | 0.2 mm ² |
| Conductor cross section solid max. | 1.5 mm ² |
| Conductor cross section stranded min. | 0.2 mm ² |
| Conductor cross section stranded max. | 1.5 mm ² |
| Conductor cross section stranded, with ferrule without plastic sleeve min. | 0.5 mm ² |
| Conductor cross section stranded, with ferrule without plastic sleeve max. | 1.5 mm ² |
| Conductor cross section stranded, with ferrule with plastic sleeve min. | 0.5 mm ² |
| Conductor cross section stranded, with ferrule with plastic sleeve max. | 0.5 mm ² |

| | |
|---|---------------------|
| Conductor cross section AWG/kcmil min. | 24 |
| Conductor cross section AWG/kcmil max | 16 |
| 2 conductors with same cross section, solid min. | 0.2 mm ² |
| 2 conductors with same cross section, solid max. | 1.5 mm ² |
| 2 conductors with same cross section, stranded min. | 0.2 mm ² |
| 2 conductors with same cross section, stranded max. | 1.5 mm ² |
| 2 conductors with same cross section, stranded, ferrules without plastic sleeve, min. | 0.5 mm ² |
| 2 conductors with same cross section, stranded, ferrules without plastic sleeve, max. | 1.5 mm ² |
| 2 conductors with same cross section, stranded, TWIN ferrules with plastic sleeve, min. | 0.5 mm ² |
| 2 conductors with same cross section, stranded, TWIN ferrules with plastic sleeve, max. | 0.5 mm ² |
| Minimum AWG according to UL/CUL | 24 |
| Maximum AWG according to UL/CUL | 16 |

Certificates / Approvals

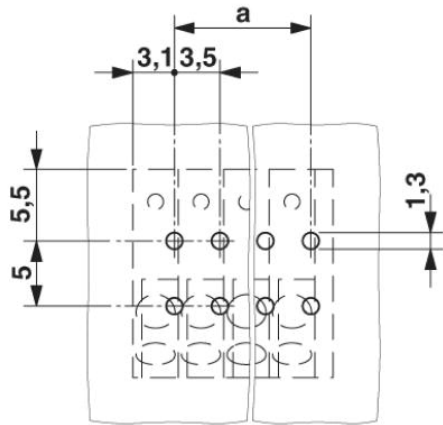


Certification

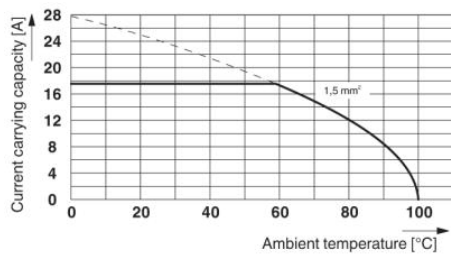
CB, CCA, CUL, UL, VDE-PZI

Diagrams/Drawings

Drilling plan/solder pad geometry

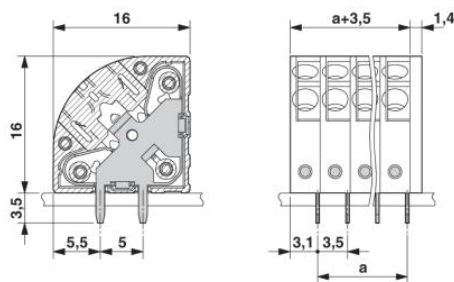


Diagram



Derating diagram for 5 positions; reduction factor=0.8

Dimensioned drawing



Address

PHOENIX CONTACT Inc., USA
586 Fulling Mill Road
Middletown, PA 17057, USA
Phone (800) 888-7388
Fax (717) 944-1625
<http://www.phoenixcon.com>



© 2011 Phoenix Contact
Technical modifications reserved;