



PTDA 2,5/10-PH-5,0

Order No.: 1725652

<http://eshop.phoenixcontact.de/phoenix/treeViewClick.do?UID=1725652>

Plug component, Nominal current: 14 A, Rated voltage (III/2): 400 V,
Number of positions: 10, Pitch: 5 mm, Connection method: Spring-
cage conn., Color: Green

Commercial data

GTIN (EAN)	
sales group	E412
Pack	100 pcs.
Customs tariff	85366990
Catalog page information	Page 515 (CC-2011)

Product notes

WEEE/RoHS-compliant since:
02/21/2006



<http://www.download.phoenixcontact.com>
Please note that the data given here has been taken from the online catalog. For comprehensive information and data, please refer to the user documentation. The General Terms and Conditions of Use apply to Internet downloads.

Technical data**Dimensions / positions**

Pitch	5 mm
Dimension a	45 mm
Number of positions	10

Technical data

Range of articles	PTDA 2,5/..-PH
Insulating material group	I
Rated surge voltage (III/3)	4 kV
Rated surge voltage (III/2)	4 kV
Rated surge voltage (II/2)	4 kV
Rated voltage (III/2)	400 V
Rated voltage (II/2)	630 V
Connection in acc. with standard	EN-VDE
Nominal current I_N	13.5 A
Nominal voltage U_N	320 V
Nominal cross section	2.5 mm ²
Maximum load current	13.5 A
Insulating material	PA
Inflammability class acc. to UL 94	V0
Stripping length	10 mm
Nominal voltage, UL/CUL Use Group B	300 V
Nominal current, UL/CUL Use Group B	13.5 A
Nominal voltage, UL/CUL Use Group C	150 V
Nominal current, UL/CUL Use Group C	13.5 A
Nominal voltage, UL/CUL Use Group D	300 V
Nominal current, UL/CUL Use Group D	10 A

Connection data

Conductor cross section solid min.	0.2 mm ²
Conductor cross section solid max.	2.5 mm ²
Conductor cross section stranded min.	0.2 mm ²
Conductor cross section stranded max.	2.5 mm ²
Conductor cross section stranded, with ferrule without plastic sleeve min.	0.5 mm ²
Conductor cross section stranded, with ferrule without plastic sleeve max.	2.5 mm ²
Conductor cross section stranded, with ferrule with plastic sleeve min.	0.5 mm ²
Conductor cross section stranded, with ferrule with plastic sleeve max.	1 mm ²
Conductor cross section AWG/kcmil min.	24

Conductor cross section AWG/kcmil max	14
2 conductors with same cross section, solid min.	0.2 mm ²
2 conductors with same cross section, solid max.	2.5 mm ²
2 conductors with same cross section, stranded min.	0.2 mm ²
2 conductors with same cross section, stranded max.	2.5 mm ²
2 conductors with same cross section, stranded, ferrules without plastic sleeve, min.	0.5 mm ²
2 conductors with same cross section, stranded, ferrules without plastic sleeve, max.	2.5 mm ²
2 conductors with same cross section, stranded, TWIN ferrules with plastic sleeve, min.	0.5 mm ²
2 conductors with same cross section, stranded, TWIN ferrules with plastic sleeve, max.	1 mm ²
Minimum AWG according to UL/CUL	24
Maximum AWG according to UL/CUL	14

Certificates / Approvals

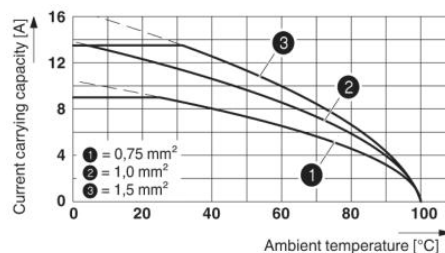
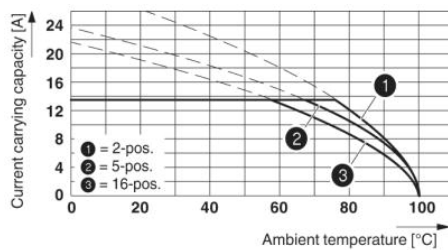


Certification

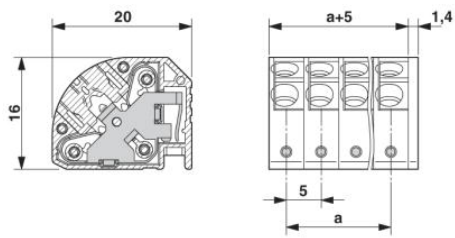
CUL, UL

Diagrams/Drawings

Diagram



Dimensioned drawing



Address

PHOENIX CONTACT Inc., USA
586 Fulling Mill Road
Middletown, PA 17057, USA
Phone (800) 888-7388
Fax (717) 944-1625
<http://www.phoenixcon.com>



© 2011 Phoenix Contact
Technical modifications reserved;