

## MKDS 1/ 4-3,81 SMD BK


Order No.: 1727256

The figure shows a 10-position version of the product

<http://eshop.phoenixcontact.de/phoenix/treeViewClick.do?UID=1727256>

PC terminal block, Nominal current: 8 A, Nom. voltage: 160 V,  
Pitch: 3.81 mm, Number of positions: 4, Connection method: Screw  
connection, Mounting: SMD/THT/THR, Conductor/PCB connection  
direction: 0 °, Color: black

### Commercial data

GTIN (EAN)	 4 017918 025625
sales group	E000
Pack	23 pcs.
Customs tariff	85369010
Catalog page information	Page 74 (CC-2011)

### Product notes

WEEE/RoHS-compliant since:  
01/01/2003

[http://  
www.download.phoenixcontact.com](http://www.download.phoenixcontact.com)  
Please note that the data given  
here has been taken from the  
online catalog. For comprehensive  
information and data, please refer  
to the user documentation. The  
General Terms and Conditions of  
Use apply to Internet downloads.

### Technical data

#### Dimensions / positions

Length	7.3 mm
Pitch	3.81 mm
Dimension a	11.43 mm

Number of positions	4
Screw thread	M2
Tightening torque, min	0.22 Nm
Tightening torque max	0.25 Nm

**Technical data**

Range of articles	MKDS 1/..-SMD
Insulating material group	IIIa
Rated surge voltage (III/3)	2.5 kV
Rated surge voltage (III/2)	2.5 kV
Rated surge voltage (II/2)	2.5 kV
Rated voltage (III/3)	160 V
Rated voltage (III/2)	160 V
Rated voltage (II/2)	250 V
Connection in acc. with standard	EN-VDE
Nominal current $I_N$	8 A
Nominal cross section	1 mm <sup>2</sup>
Maximum load current	8 A (with 1.5 mm <sup>2</sup> conductor cross section)
Insulating material	PA-F
Inflammability class acc. to UL 94	V0
Stripping length	5 mm
Nominal voltage, UL/CUL Use Group B	300 V
Nominal current, UL/CUL Use Group B	10 A
Nominal voltage, UL/CUL Use Group D	300 V
Nominal current, UL/CUL Use Group D	10 A

**Connection data**

Conductor cross section solid min.	0.14 mm <sup>2</sup>
Conductor cross section solid max.	1.5 mm <sup>2</sup>
Conductor cross section stranded min.	0.14 mm <sup>2</sup>
Conductor cross section stranded max.	1 mm <sup>2</sup>
Conductor cross section stranded, with ferrule without plastic sleeve min.	0.25 mm <sup>2</sup>
Conductor cross section stranded, with ferrule without plastic sleeve max.	0.5 mm <sup>2</sup>
Conductor cross section stranded, with ferrule with plastic sleeve min.	0.25 mm <sup>2</sup>

Conductor cross section stranded, with ferrule with plastic sleeve max.	0.5 mm <sup>2</sup>
Conductor cross section AWG/kcmil min.	26
Conductor cross section AWG/kcmil max	16
2 conductors with same cross section, solid min.	0.14 mm <sup>2</sup>
2 conductors with same cross section, solid max.	0.5 mm <sup>2</sup>
2 conductors with same cross section, stranded min.	0.14 mm <sup>2</sup>
2 conductors with same cross section, stranded max.	0.2 mm <sup>2</sup>
Minimum AWG according to UL/CUL	30
Maximum AWG according to UL/CUL	16

### Certificates / Approvals



Certification

CSA, CUL, UL

### Accessories

Item	Designation	Description
------	-------------	-------------

#### Marking

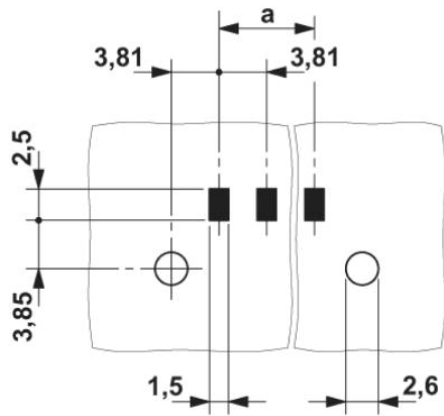
0804109	SK 3,81/2,8:FORTL.ZAHLEN	Marker card, printed horizontally, self-adhesive, 10-section marker strip, 14 identical decades marked 1-10, 11-20 etc. up to 91-(99)100, sufficient for 140 terminal blocks
---------	--------------------------	--

#### Tools

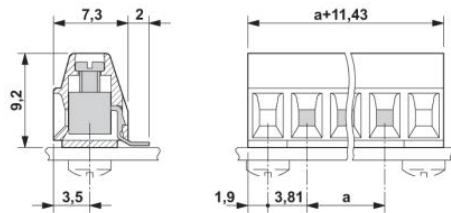
1205037	SZS 0,4X2,5 VDE	Screwdriver, bladed, VDE insulated, size: 0.4 x 2.5 x 80 mm, 2-component grip, with non-slip grip
---------	-----------------	---

## Diagrams/Drawings

Drilling plan/solder pad geometry



Dimensioned drawing



**Address**

PHOENIX CONTACT Inc., USA  
586 Fulling Mill Road  
Middletown, PA 17057, USA  
Phone (800) 888-7388  
Fax (717) 944-1625  
<http://www.phoenixcon.com>



© 2011 Phoenix Contact  
Technical modifications reserved;