

PST 1,0/13-H-3,5


Order No.: 1737129

The figure shows a 10-position version of the product

<http://eshop.phoenixcontact.de/phoenix/treeViewClick.do?UID=1737129>

Header, Nominal current: 8 A, Rated voltage (III/2): 250 V, Number of positions: 13, Pitch: 3.5 mm, Color: Black, Assembly: Soldering, The maximum current depends on the plug used. The lower of the two current values apply for plug and pin strip. The pin strip is made of highly temperature resistant plastic and is thus suitable for the reflow process.

Commercial data

GTIN (EAN)	 4 046356 183536
Note	Made-to-order
sales group	E432
Pack	50 pcs.
Customs tariff	85366990
Catalog page information	Page 537 (CC-2011)

Product notes

WEEE/RoHS-compliant since:
01/19/2007

<http://www.download.phoenixcontact.com>
Please note that the data given here has been taken from the online catalog. For comprehensive information and data, please refer to the user documentation. The General Terms and Conditions of Use apply to Internet downloads.

Technical data

Dimensions / positions

Length	10.5 mm
Pitch	3.5 mm

Dimension a	42 mm
Number of positions	13
Pin dimensions	1 mm
Hole diameter	1.2 mm

Technical data

Range of articles	PST 1,0/..-H
Insulating material group	IIIa
Rated surge voltage (III/3)	2.5 kV
Rated surge voltage (III/2)	2.5 kV
Rated surge voltage (II/2)	2.5 kV
Rated voltage (III/2)	250 V
Rated voltage (II/2)	250 V
Connection in acc. with standard	EN-VDE
Nominal current I_N	8 A (depends on the plug used)
Nominal voltage U_N	160 V
Maximum load current	8 A (depends on the plug used)
Insulating material	PA
Inflammability class acc. to UL 94	V0
Color	Black
Nominal voltage, UL/CUL Use Group B	300 V
Nominal current, UL/CUL Use Group B	10 A

Certificates / Approvals

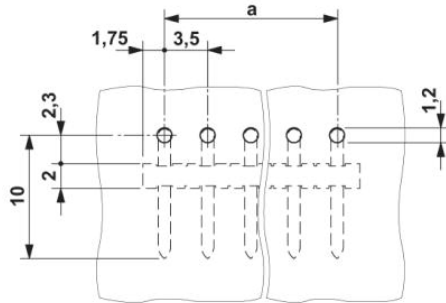


Certification

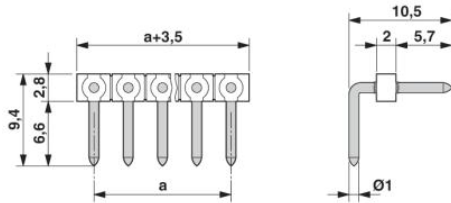
CUL, GOST, UL

Diagrams/Drawings

Drilling plan/solder pad geometry



Dimensioned drawing



Address

PHOENIX CONTACT Inc., USA
586 Fulling Mill Road
Middletown, PA 17057, USA
Phone (800) 888-7388
Fax (717) 944-1625
<http://www.phoenixcon.com>



© 2011 Phoenix Contact
Technical modifications reserved;