


## SPTA 1,5/ 7-3,81

Order No.: 1743184

The illustration shows the 10-position version

<http://eshop.phoenixcontact.de/phoenix/treeViewClick.do?UID=1743184>

PC terminal block, Nominal current: 9 A, Nom. voltage: 160 V, Pitch: 3.81 mm, Number of positions: 7, Connection method: Spring-cage conn., Mounting: Soldering, Conductor/PCB connection direction: 45 °, Color: green

### Commercial data

GTIN (EAN)	
Note	Made-to-order
sales group	E060
Pack	50 pcs.
Customs tariff	85369010
Catalog page information	Page 131 (CC-2011)

### Product notes

WEEE/RoHS-compliant since:  
07/04/2007



<http://www.download.phoenixcontact.com>  
Please note that the data given here has been taken from the online catalog. For comprehensive information and data, please refer to the user documentation. The General Terms and Conditions of Use apply to Internet downloads.

### Technical data

#### Dimensions / positions

Pitch	3.81 mm
Dimension a	22.86 mm
Number of positions	7

Pin dimensions	0,6 x 1,0 mm
Pin spacing	3.81 mm
Hole diameter	1.1 mm

**Technical data**

Range of articles	SPTA 1,5/
Insulating material group	I
Rated surge voltage (III/3)	2.5 kV
Rated surge voltage (III/2)	2.5 kV
Rated surge voltage (II/2)	2.5 kV
Rated voltage (III/3)	160 V
Rated voltage (III/2)	160 V
Rated voltage (II/2)	320 V
Connection in acc. with standard	EN-VDE
Nominal current $I_N$	9 A
Nominal cross section	1.5 mm <sup>2</sup>
Maximum load current	9 A
Insulating material	PA
Inflammability class acc. to UL 94	V0
Stripping length	10 mm
Nominal voltage, UL/CUL Use Group B	300 V
Nominal current, UL/CUL Use Group B	10 A

**Connection data**

Conductor cross section solid min.	0.2 mm <sup>2</sup>
Conductor cross section solid max.	1.5 mm <sup>2</sup>
Conductor cross section stranded min.	0.2 mm <sup>2</sup>
Conductor cross section stranded max.	1.5 mm <sup>2</sup>
Conductor cross section stranded, with ferrule without plastic sleeve min.	0.25 mm <sup>2</sup>
Conductor cross section stranded, with ferrule without plastic sleeve max.	1.5 mm <sup>2</sup>
Conductor cross section stranded, with ferrule with plastic sleeve min.	0.25 mm <sup>2</sup>
Conductor cross section stranded, with ferrule with plastic sleeve max.	1.5 mm <sup>2</sup>
Conductor cross section AWG/kcmil min.	24
Conductor cross section AWG/kcmil max	16

Minimum AWG according to UL/CUL	26
Maximum AWG according to UL/CUL	16

### Certificates / Approvals

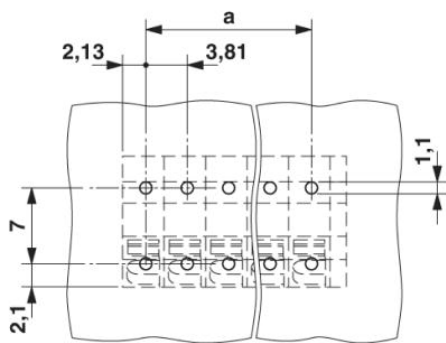


Certification

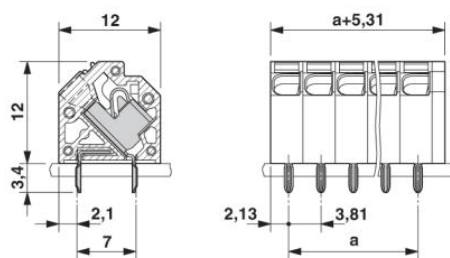
CB, CCA, CUL, UL, VDE-PZI

### Diagrams/Drawings

Drilling plan/solder pad geometry



Dimensioned drawing



**Address**

PHOENIX CONTACT Inc., USA  
586 Fulling Mill Road  
Middletown, PA 17057, USA  
Phone (800) 888-7388  
Fax (717) 944-1625  
<http://www.phoenixcon.com>



© 2011 Phoenix Contact  
Technical modifications reserved;