


PLC-V8/D15S/IN


Order No.: 2296074

The illustration shows version PLC-V8/D15S/OUT



<http://eshop.phoenixcontact.de/phoenix/treeViewClick.do?UID=2296074>

V8-INPUT adapter for eight 6.2 mm PLC interfaces (1 PDT, etc./see "Additional Products"). 15-pin D-SUB male connector, control logic: Positive switching

Commercial data	
GTIN (EAN)	
sales group	I650
Pack	1 pcs.
Customs tariff	85369010
Catalog page information	Page 125 (IF-2011)

Product notes

WEEE/RoHS-compliant since: 10/20/2006



<http://www.download.phoenixcontact.com>
Please note that the data given here has been taken from the online catalog. For comprehensive information and data, please refer to the user documentation. The General Terms and Conditions of Use apply to Internet downloads.

Technical data	
General data	
Nominal voltage U_N	24 V DC \pm 25%
Max. current carrying capacity per branch	1 A (per signal path)
Max. total current of voltage supply	3 A
Number of positions	15

Width	49.6 mm
Height	100 mm
Depth	94 mm
Status display	Green LED
Ambient temperature (operation)	-40 °C ... 70 °C
Ambient temperature (storage/transport)	-40 °C ... 70 °C
Test voltage	500 V (50 Hz, 1 min.)
Mounting position	Any
Standards/regulations	IEC 60664
	DIN EN 50178
	IEC 62103
Inflammability class acc. to UL 94	V0
Pollution degree	2
Surge voltage category	III

Connection data

Connection 1	Power supply
Connection in acc. with standard	IEC / EN
Connection method	Screw connection
Conductor cross section solid min.	0.2 mm ²
Conductor cross section solid max.	4 mm ²
Conductor cross section stranded min.	0.2 mm ²
Conductor cross section stranded max.	2.5 mm ²
Conductor cross section AWG/kcmil min.	24
Conductor cross section AWG/kcmil max	12
Stripping length	8 mm
Screw thread	M3
Connection 2	Signal level
Connection method	D-SUB plug connector, 15-pos., in acc. with IEC 807-2/DIN 41652, male connector
Number of positions	15

Certificates / Approvals



Certification

CUL, CUL Listed, GL, GOST, UL, UL Listed

Additional products

Item	Designation	Description
Basic terminal block with filter		
2900456	PLC-BPIT-120UC/ 1/SEN/SO46	6.2 mm PLC sensor basic terminal blocks with Push-In connection and integrated RCZ filter against interference currents/voltages on the control side, input voltage 120 V AC/DC(without relay or optocoupler)
2900456	PLC-BPIT-120UC/ 1/SEN/SO46	6.2 mm PLC sensor basic terminal blocks with Push-In connection and integrated RCZ filter against interference currents/voltages on the control side, input voltage 120 V AC/DC(without relay or optocoupler)
2900453	PLC-BPIT-120UC/21/SO46	6.2 mm PLC basic terminal blocks with Push-In connection and integrated RCZ filter against interference currents/voltages on the control side, input voltage 120 V AC/DC (without relay or optocoupler)
2900453	PLC-BPIT-120UC/21/SO46	6.2 mm PLC basic terminal blocks with Push-In connection and integrated RCZ filter against interference currents/voltages on the control side, input voltage 120 V AC/DC (without relay or optocoupler)
2900457	PLC-BPIT-230UC/ 1/SEN/SO46	6.2 mm PLC sensor basic terminal blocks with Push-In connection and integrated RCZ filter against interference currents/voltages on the control side, input voltage 230 V AC/DC(without relay or optocoupler)
2900457	PLC-BPIT-230UC/ 1/SEN/SO46	6.2 mm PLC sensor basic terminal blocks with Push-In connection and integrated RCZ filter against interference currents/voltages on the control side, input voltage 230 V AC/DC(without relay or optocoupler)
2900455	PLC-BPIT-230UC/21/SO46	6.2 mm PLC basic terminal blocks with Push-In connection and integrated RCZ filter against interference currents/voltages on the control side, input voltage 230 V AC/DC(without relay or optocoupler)
2900455	PLC-BPIT-230UC/21/SO46	6.2 mm PLC basic terminal blocks with Push-In connection and integrated RCZ filter against interference currents/voltages on the control side, input voltage 230 V AC/DC(without relay or optocoupler)
2980322	PLC-BSC-120UC/ 1/SEN/SO46	6.2 mm PLC sensor basic terminal blocks with screw connection method and integrated RCZ filter against interference voltages and currents on the control side, input voltage 120 V AC/DC(without relay or optocoupler)
2980322	PLC-BSC-120UC/ 1/SEN/SO46	6.2 mm PLC sensor basic terminal blocks with screw connection method and integrated RCZ filter against interference voltages and currents on the control side, input voltage 120 V AC/DC(without relay or optocoupler)

2980319	PLC-BSC-120UC/21/SO46	6.2 mm PLC basic terminal blocks with screw connection method and integrated RCZ filter against interference voltages and currents on the control side, input voltage 120 V AC/DC(without relay or optocoupler)
2980319	PLC-BSC-120UC/21/SO46	6.2 mm PLC basic terminal blocks with screw connection method and integrated RCZ filter against interference voltages and currents on the control side, input voltage 120 V AC/DC(without relay or optocoupler)
2980348	PLC-BSC-230UC/ 1/SEN/SO46	6.2 mm PLC sensor basic terminal blocks with screw connection method and integrated RCZ filter against interference voltages and currents on the control side, input voltage 230 V AC/DC(without relay or optocoupler)
2980348	PLC-BSC-230UC/ 1/SEN/SO46	6.2 mm PLC sensor basic terminal blocks with screw connection method and integrated RCZ filter against interference voltages and currents on the control side, input voltage 230 V AC/DC(without relay or optocoupler)
2980335	PLC-BSC-230UC/21/SO46	6.2 mm PLC basic terminal blocks with screw connection method and integrated RCZ filter against interference voltages and currents on the control side, input voltage 230 V AC/DC(without relay or optocoupler)
2980335	PLC-BSC-230UC/21/SO46	6.2 mm PLC basic terminal blocks with screw connection method and integrated RCZ filter against interference voltages and currents on the control side, input voltage 230 V AC/DC(without relay or optocoupler)
2980364	PLC-BSP-120UC/ 1/SEN/SO46	6.2 mm PLC sensor basic terminal blocks with spring-cage connection method and integrated RCZ filter against interference voltages and currents on the control side, input voltage 120 V AC/DC(without relay or optocoupler)
2980364	PLC-BSP-120UC/ 1/SEN/SO46	6.2 mm PLC sensor basic terminal blocks with spring-cage connection method and integrated RCZ filter against interference voltages and currents on the control side, input voltage 120 V AC/DC(without relay or optocoupler)
2980351	PLC-BSP-120UC/21/SO46	6.2 mm PLC basic terminal blocks with spring-cage connection method and integrated RCZ filter against interference voltages and currents on the control side, input voltage 120 V AC/DC(without relay or optocoupler)
2980351	PLC-BSP-120UC/21/SO46	6.2 mm PLC basic terminal blocks with spring-cage connection method and integrated RCZ filter against interference voltages and currents on the control side, input voltage 120 V AC/DC(without relay or optocoupler)
2980380	PLC-BSP-230UC/ 1/SEN/SO46	6.2 mm PLC sensor basic terminal blocks with spring-cage connection method and integrated RCZ filter against interference voltages and currents on the control side, input voltage 230 V AC/DC(without relay or optocoupler)
2980380	PLC-BSP-230UC/ 1/SEN/SO46	6.2 mm PLC sensor basic terminal blocks with spring-cage connection method and integrated RCZ filter against interference voltages and currents on the control side, input voltage 230 V AC/DC(without relay or optocoupler)

2980377	PLC-BSP-230UC/21/SO46	6.2 mm PLC basic terminal blocks with spring-cage connection method and integrated RCZ filter against interference voltages and currents on the control side, input voltage 230 V AC/DC(without relay or optocoupler)
2980377	PLC-BSP-230UC/21/SO46	6.2 mm PLC basic terminal blocks with spring-cage connection method and integrated RCZ filter against interference voltages and currents on the control side, input voltage 230 V AC/DC(without relay or optocoupler)

Feed-through terminal block

2296870	PLC-VT	VARIOFACE feed-through terminal block (two-conductor connection), for PLC-RELAY universal series
2296854	PLC-VT/LA	VARIOFACE feed-through terminal block (2-wire connection), for PLC-RELAY universal series, with light indicator 24 V DC

NAMUR block

2900397	PLC-PIT-EIK 1-SVN 24P/P	Single-channel NAMUR module with 24 V DC input voltage
2982663	PLC-SC-EIK 1-SVN 24P/P	Single-channel NAMUR module with 24 V DC input voltage
2982676	PLC-SP-EIK 1-SVN 24P/P	Single-channel NAMUR module with 24 V DC input voltage

Relay

2900317	PLC-RPIT- 12DC/21AU	PLC interface, consisting of PLC-BPIT.../21 basic terminal block with Push-In connection and pluggable miniature relay with multi-layer contact, for assembly on DIN rail NS 35/7.5, 1 PDT, input voltage 12 V DC
2900306	PLC-RPIT- 24DC/21AU	PLC interface, consisting of PLC-BPIT.../21 basic terminal block with Push-In connection and pluggable miniature relay with multi-layer contact, for assembly on DIN rail NS 35/7.5, 1 PDT, input voltage 24 V DC
2900307	PLC-RPIT- 24UC/21AU	PLC interface, consisting of PLC-BPIT.../21 basic terminal block with Push-In connection and pluggable miniature relay with multi-layer contact, for assembly on DIN rail NS 35/7.5, 1 PDT, input voltage 24 V AC/DC
2900308	PLC-RPIT- 48DC/21AU	PLC interface, consisting of PLC-BPIT.../21 basic terminal block with Push-In connection and pluggable miniature relay with multi-layer contact, for assembly on DIN rail NS 35/7.5, 1 PDT, input voltage 48 V DC
2900309	PLC-RPIT- 60DC/21AU	PLC interface, consisting of PLC-BPIT.../21 basic terminal block with Push-In connection and pluggable miniature relay with multi-layer contact, for assembly on DIN rail NS 35/7.5, 1 PDT, input voltage 60 V DC
2900310	PLC-RPIT-120UC/21AU	PLC interface, consisting of PLC-BPIT.../21 basic terminal block with Push-In connection and pluggable miniature relay with multi-layer contact, for assembly on DIN rail NS 35/7.5, 1 PDT, input voltage 120 V AC/110 V DC

2900311	PLC-RPIT-230UC/21AU	PLC interface, consisting of PLC-BPIT.../21 basic terminal block with Push-In connection and pluggable miniature relay with multi-layer contact, for assembly on DIN rail NS 35/7.5, 1 PDT, input voltage 230 V AC/220 V DC
2966919	PLC-RSC- 12DC/21AU	PLC relay, consisting of base terminal block PLC-BSC.../21 with screw connection and pluggable miniature relay with multi-layer contact, for assembly on DIN rail NS 35/7.5, 1 PDT, input voltage 12 V DC
2966265	PLC-RSC- 24DC/21AU	PLC relay, consisting of base terminal block PLC-BSC.../21 with screw connection and pluggable miniature relay with multi-layer contact, for assembly on DIN rail NS 35/7.5, 1 PDT, input voltage 24 V DC
2966278	PLC-RSC- 24UC/21AU	PLC relay, consisting of base terminal block PLC-BSC.../21 with screw connection and pluggable miniature relay with multi-layer contact, for assembly on DIN rail NS 35/7.5, 1 PDT, input voltage 24 V AC/DC
2966126	PLC-RSC- 48DC/21AU	PLC relay, consisting of base terminal block PLC-BSC.../21 with screw connection and pluggable miniature relay with multi-layer contact, for assembly on DIN rail NS 35/7.5, 1 PDT, input voltage 48 V DC
2966142	PLC-RSC- 60DC/21AU	PLC relay, consisting of base terminal block PLC-BSC.../21 with screw connection and pluggable miniature relay with multi-layer contact, for assembly on DIN rail NS 35/7.5, 1 PDT, input voltage 60 V DC
2966281	PLC-RSC-120UC/21AU	PLC relay, consisting of base terminal block PLC-BSC.../21 with screw connection and pluggable miniature relay with multi-layer contact, for assembly on DIN rail NS 35/7.5, 1 PDT, input voltage 120 V AC / 110 V DC
2966294	PLC-RSC-230UC/21AU	PLC relay, consisting of base terminal block PLC-BSC.../21 with screw connection and pluggable miniature relay with multi-layer contact, for assembly on DIN rail NS 35/7.5, 1 PDT, input voltage 230 V AC / 220 V DC
2967442	PLC-RSP- 12DC/21AU	PLC relay, consisting of base terminal block PLC-BSP.../21 with spring-cage connection and pluggable miniature relay with multi-layer contact, for assembly on DIN rail NS 35/7.5, 1 PDT, input voltage 12 V DC
2966540	PLC-RSP- 24DC/21AU	PLC relay, consisting of base terminal block PLC-BSP.../21 with spring-cage connection and pluggable miniature relay with multi-layer contact, for assembly on DIN rail NS 35/7.5, 1 PDT, input voltage 24 V DC
2966553	PLC-RSP- 24UC/21AU	PLC relay, consisting of base terminal block PLC-BSP.../21 with spring-cage connection and pluggable miniature relay with multi-layer contact, for assembly on DIN rail NS 35/7.5, 1 PDT, input voltage 24 V AC/DC
2966566	PLC-RSP- 48DC/21AU	PLC relay, consisting of base terminal block PLC-BSP.../21 with spring-cage connection and pluggable miniature relay with multi-layer contact, for assembly on DIN rail NS 35/7.5, 1 PDT, input voltage 48 V DC

2966579	PLC-RSP- 60DC/21AU	PLC relay, consisting of base terminal block PLC-BSP.../21 with spring-cage connection and pluggable miniature relay with multi-layer contact, for assembly on DIN rail NS 35/7.5, 1 PDT, input voltage 60 V DC
2966582	PLC-RSP-120UC/21AU	PLC relay, consisting of base terminal block PLC-BSP.../21 with spring-cage connection and pluggable miniature relay with multi-layer contact, for assembly on DIN rail NS 35/7.5, 1 PDT, input voltage 120 V AC/110 V DC
2966647	PLC-RSP-230UC/21AU	PLC relay, consisting of base terminal block PLC-BSP.../21 with spring-cage connection and pluggable miniature relay with multi-layer contact, for assembly on DIN rail NS 35/7.5, 1 PDT, input voltage 230 V AC/220 V DC

Relay sensor series

2900313	PLC-RPIT- 24DC/ 1AU/SEN	PLC sensor interface, consisting of PLC-BPIT...SEN basic terminal block with Push-In connection and pluggable miniature relay with multi-layer contact, for assembly on DIN rail NS 35/7.5, 1 N/O contact, input voltage 24 V DC
2900314	PLC-RPIT-120UC/ 1AU/SEN	PLC sensor relay, consisting of PLC-BPIT...SEN basic terminal block with Push-In connection and pluggable miniature relay with multi-layer contact, for assembly on DIN rail NS 35/7.5, 1 N/O contact, input voltage 120 V AC / 110 V DC
2900315	PLC-RPIT-230UC/ 1AU/SEN	PLC sensor relay, consisting of PLC-BPIT...SEN basic terminal block with Push-In connection and pluggable miniature relay with multi-layer contact, for assembly on DIN rail NS 35/7.5, 1 N/O contact, input voltage 230 V AC / 220 V DC
2966317	PLC-RSC- 24DC/ 1AU/SEN	PLC sensor relay, consisting of base terminal block PLC-BSC...SEN with screw connection and pluggable miniature relay with multi-layer contact, for assembly on DIN rail NS 35/7.5, 1 N/O contact, input voltage 24 V DC
2966320	PLC-RSC-120UC/ 1AU/SEN	PLC sensor relay, consisting of base terminal block PLC-BSC...SEN with screw connection and pluggable miniature relay with multi-layer contact, for assembly on DIN rail NS 35/7.5, 1 N/O contact, input voltage 120 V AC / 110 V DC
2966333	PLC-RSC-230UC/ 1AU/SEN	PLC sensor relay, consisting of base terminal block PLC-BSC...SEN with screw connection and pluggable miniature relay with multi-layer contact, for assembly on DIN rail NS 35/7.5, 1 N/O contact, input voltage 230 V AC / 220 V DC
2967374	PLC-RSP- 24DC/ 1AU/SEN	PLC sensor relay, consisting of base terminal block PLC-BSP...SEN with spring-cage connection and pluggable miniature relay with multi-layer contact, for assembly on DIN rail NS 35/7.5, 1 N/O contact, input voltage 24 V DC
2967390	PLC-RSP-120UC/ 1AU/SEN	PLC sensor relay, consisting of base terminal block PLC-BSP...SEN with spring-cage connection and pluggable miniature relay with multi-layer contact, for assembly on DIN rail NS 35/7.5, 1 N/O contact, input voltage 120 V AC/ 110 V DC
2967413	PLC-RSP-230UC/ 1AU/SEN	PLC sensor relay, consisting of base terminal block PLC-BSP...SEN with spring-cage connection and pluggable miniature relay with multi-layer contact, for assembly on DIN rail NS 35/7.5, 1 N/O contact, input voltage 230 V AC/ 220 V DC

Solid-state relay

2900352	PLC-OPIT- 24DC/ 48DC/100	PLC interface, consisting of PLC-BPIT basic terminal block with Push-In connection and pluggable miniature optocoupler, for assembly on DIN rail NS 35/7.5, input: 24 V DC, output: 3-48 V DC/100 mA
2900353	PLC-OPIT- 48DC/ 48DC/100	PLC interface, consisting of PLC-BPIT basic terminal block with Push-In connection and pluggable miniature optocoupler, for assembly on DIN rail NS 35/7.5, input: 48 V DC, output: 3-48 V DC/100 mA
2900354	PLC-OPIT- 60DC/ 48DC/100	PLC interface, consisting of PLC-BPIT basic terminal block with Push-In connection and pluggable miniature optocoupler, for assembly on DIN rail NS 35/7.5, input: 60 V DC, output: 3-48 V DC/100 mA
2900355	PLC-OPIT-120UC/ 48DC/100	PLC interface, consisting of PLC-BPIT basic terminal block with Push-In connection and pluggable miniature optocoupler, for assembly on DIN rail NS 35/7.5, input: 120 V AC/ 110 V DC, output: 3-48 V DC/100 mA
2900356	PLC-OPIT-230UC/ 48DC/100	PLC interface, consisting of PLC-BPIT basic terminal block with Push-In connection and pluggable miniature optocoupler, for assembly on DIN rail NS 35/7.5, input: 230 V AC/ 220 V DC, output: 3-48 V DC/100 mA
2966728	PLC-OSC- 24DC/ 48DC/100	PLC interface, consisting of base terminal block PLC-BSC with screw connection and pluggable miniature optocoupler, for mounting on DIN rail NS 35/7.5, input: 24 V DC, output: 3-48 V DC/ 100 mA
2966993	PLC-OSC- 48DC/ 48DC/100	PLC interface, consisting of base terminal block PLC-BSC with screw connection and pluggable miniature optocoupler, for mounting on DIN rail NS 35/7.5, input: 48 V DC, output: 3-48 V DC/ 100 mA
2967455	PLC-OSC- 60DC/ 48DC/100	PLC interface, consisting of base terminal block PLC-BSC with screw connection and pluggable miniature optocoupler, for mounting on DIN rail NS 35/7.5, input: 60 V DC, output: 3-48 V DC/ 100 mA
2966744	PLC-OSC-120UC/ 48DC/100	PLC interface, consisting of base terminal block PLC-BSC with screw connection and pluggable miniature optocoupler, for mounting on DIN rail NS 35/7.5, input: 120 V AC/ 110 V DC / output: 3-48 V DC/ 100 mA
2966757	PLC-OSC-230UC/ 48DC/100	PLC interface, consisting of base terminal block PLC-BSC with screw connection and pluggable miniature optocoupler, for mounting on DIN rail NS 35/7.5, input: 230 V AC/ 220 V DC / output: 3-48 V DC/ 100 mA
2967549	PLC-OSP- 24DC/ 48DC/100	PLC interface, consisting of base terminal block PLC-BSP... with spring-cage connection and pluggable miniature optocoupler, for mounting on DIN rail NS 35/7.5, input: 24 V DC, output: 3-48 V DC/ 100 mA
2967743	PLC-OSP- 48DC/ 48DC/100	PLC interface, consisting of base terminal block PLC-BSP... with spring-cage connection and pluggable miniature optocoupler, for mounting on DIN rail NS 35/7.5, input: 48 V DC, output: 3-48 V DC/ 100 mA

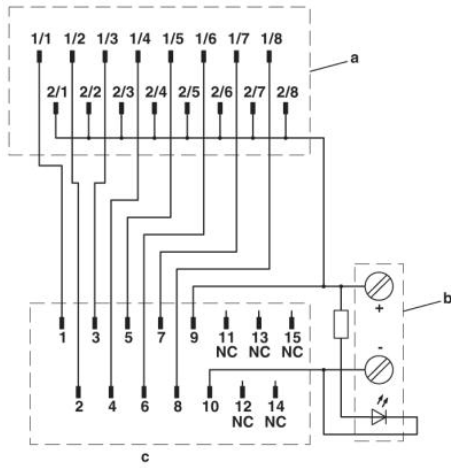
2967756	PLC-OSP- 60DC/ 48DC/100	PLC interface, consisting of base terminal block PLC-BSP... with spring-cage connection and pluggable miniature optocoupler, for mounting on DIN rail NS 35/7.5, input: 60 V DC, output: 3-48 V DC/ 100 mA
2967552	PLC-OSP-120UC/ 48DC/100	PLC interface, consisting of base terminal block PLC-BSP... with spring-cage connection and pluggable miniature optocoupler, for mounting on DIN rail NS 35/7.5, input: 120 V AC/ 110 V DC / output: 3-48 V DC/ 100 mA
2967565	PLC-OSP-230UC/ 48DC/100	PLC interface, consisting of base terminal block PLC-BSP... with spring-cage connection and pluggable miniature optocoupler, for mounting on DIN rail NS 35/7.5, input: 230 V AC/ 220 V DC / output: 3-48 V DC/ 100 mA

Solid-state relay sensor series

2900358	PLC-OPIT- 24DC/ 48DC/100/ SEN	PLC sensor interface, consisting of PLC-BPIT...SEN basic terminal block with Push-In connection and pluggable miniature optocoupler, for assembly on DIN rail NS 35/7.5, input: 24 V DC, output: 3-48 V DC/100 mA
2900359	PLC-OPIT-120UC/ 48DC/100/ SEN	PLC sensor interface, consisting of PLC-BPIT...SEN basic terminal block with Push-In connection and pluggable miniature optocoupler, for assembly on DIN rail NS 35/7.5, input: 120 V AC/ 110 V DC, output: 3-48 V DC/100 mA
2900361	PLC-OPIT-230UC/ 48DC/100/ SEN	PLC sensor interface, consisting of PLC-BPIT...SEN basic terminal block with Push-In connection and pluggable miniature optocoupler, for assembly on DIN rail NS 35/7.5, input: 230 V AC/ 220 V DC, output: 3-48 V DC/100 mA
2966773	PLC-OSC- 24DC/ 48DC/100/ SEN	PLC sensor relay, consisting of base terminal block PLC-BSC...SEN with screw connection and pluggable miniature optocoupler, for assembly on DIN rail NS 35/7.5, input: 24 V DC, output: 3-48 V DC/ 100 mA
2966799	PLC-OSC-120UC/ 48DC/100/ SEN	PLC sensor relay, consisting of base terminal block PLC-BSC...SEN with screw connection and pluggable miniature optocoupler, for assembly on DIN rail NS 35/7.5, input: 120 V AC/ 110 V DC / output: 3-48 V DC/ 100 mA
2966809	PLC-OSC-230UC/ 48DC/100/ SEN	PLC sensor relay, consisting of base terminal block PLC-BSC...SEN with screw connection and pluggable miniature optocoupler, for assembly on DIN rail NS 35/7.5, input: 230 V AC/ 220 V DC / output: 3-48 V DC/ 100 mA
2967578	PLC-OSP- 24DC/ 48DC/100/ SEN	PLC sensor relay, consisting of base terminal block PLC-BSP...SEN with spring-cage connection and pluggable miniature optocoupler, for assembly on DIN rail NS 35/7.5, input: 24 V DC, output: 3-48 V DC/ 100 mA
2967581	PLC-OSP-120UC/ 48DC/100/ SEN	PLC sensor relay, consisting of base terminal block PLC-BSP...SEN with spring-cage connection and pluggable miniature optocoupler, for assembly on DIN rail NS 35/7.5, input: 120 V AC/ 110 V DC / output: 3-48 V DC/ 100 mA
2967594	PLC-OSP-230UC/ 48DC/100/ SEN	PLC sensor relay, consisting of base terminal block PLC-BSP...SEN with spring-cage connection and pluggable miniature optocoupler, for assembly on DIN rail NS 35/7.5, input: 230 V AC/ 220 V DC / output: 3-48 V DC/ 100 mA

Diagrams/Drawings

Circuit diagram



a = contacting with PLC terminal blocks
b = power terminal blocks
c = D-SUB strip 15-pos.

Address

PHOENIX CONTACT Inc., USA
586 Fulling Mill Road
Middletown, PA 17057, USA
Phone (800) 888-7388
Fax (717) 944-1625
<http://www.phoenixcon.com>



© 2011 Phoenix Contact
Technical modifications reserved;