


FLKM-D25 SUB/B/KDS3-MT/TU830


Order No.: 2304526



<http://eshop.phoenixcontact.de/phoenix/treeViewClick.do?UID=2304526>

VARIOFACE module, with knife disconnect terminal blocks for: -S800
I/O universal module, module width: 247.5 mm

Commercial data

GTIN (EAN)	 4 017918 948993
Note	Made-to-order
sales group	I011
Pack	1 pcs.
Customs tariff	85369010
Catalog page information	Page 204 (IF-2011)

Product notes

WEEE/RoHS-compliant since:
03/31/2006



<http://www.download.phoenixcontact.com>
Please note that the data given here has been taken from the online catalog. For comprehensive information and data, please refer to the user documentation. The General Terms and Conditions of Use apply to Internet downloads.

Technical data

General data

Nominal voltage U_N	50 V AC/DC
Max. current carrying capacity per branch	2 A
Max. total current of voltage supply	4 A (via D-SUB)
Number of positions	25

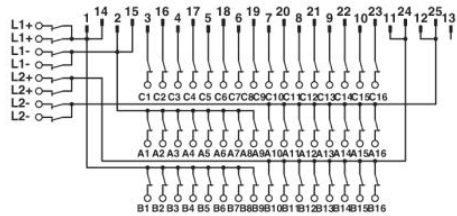
Width	247.5 mm
Height	90 mm
Depth	61 mm
Status display	No
Ambient temperature (operation)	-20 °C ... 50 °C
Ambient temperature (storage/transport)	-20 °C ... 70 °C
Test voltage	800 V (50 Hz, 1 min.)
Test voltage contact/contact	0.8 kV AC
Mounting position	Any
Assembly instructions	In rows with zero spacing
Standards/regulations	DIN EN 50178 IEC 62103
Pollution degree	2
Surge voltage category	II

Connection data

Connection 1	Field level
Connection method	Screw connection with disconnect knife
Conductor cross section solid min.	0.2 mm ²
Conductor cross section solid max.	4 mm ²
Conductor cross section stranded min.	0.2 mm ²
Conductor cross section stranded max.	2.5 mm ²
Conductor cross section AWG/kcmil min.	24
Conductor cross section AWG/kcmil max	12
Stripping length	8 mm
Screw thread	M3
Connection 2	Control system level
Connection method	D-SUB socket
Number of positions	25

Diagrams/Drawings

Circuit diagram



FLKM-D25 SUB/B/KDS3-MT/TU830 connection scheme

Address

PHOENIX CONTACT Inc., USA
586 Fulling Mill Road
Middletown, PA 17057, USA
Phone (800) 888-7388
Fax (717) 944-1625
<http://www.phoenixcon.com>



© 2011 Phoenix Contact
Technical modifications reserved;