


NLC-IO-06I-04QTN-01A

Order No.: 2701085



<http://eshop.phoenixcontact.de/phoenix/treeViewClick.do?UID=2701085>

I/O expansion module for use with Nanoline base unit. Equipped with 6 digital input and 4 NPN digital output channels. A maximum of three I/O expansion modules can be attached to a base unit.

Commercial data	
GTIN (EAN)	4  046356 325325
sales group	K251
Pack	1 pcs.
Customs tariff	85389091
Catalog page information	Page 13 (AX-2011)

Product notes

WEEE/RoHS-compliant since:
04/18/2008



<http://www.download.phoenixcontact.com>
Please note that the data given here has been taken from the online catalog. For comprehensive information and data, please refer to the user documentation. The General Terms and Conditions of Use apply to Internet downloads.

Technical data

Supply	
Connection method	Screw connection
Supply voltage	24 V DC
Supply current	Typ. 50 mA
	max. 90 mA

Digital inputs

Input name	Digital inputs
Description of the input	PNP/NPN
Connection method	Screw connection
Number of inputs	6
Typical response time	60 µs (on) 70 µs (off)
Input voltage range "0" signal	0 V DC ... 5 V DC
Input voltage range "1" signal	15 V DC ... 30 V DC
Nominal input current at U _{IN}	5 mA DC (On)

Digital outputs

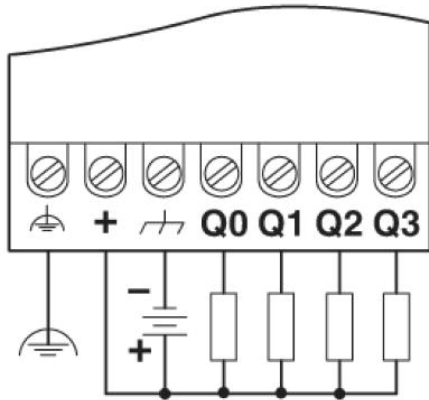
Output name	Digital outputs
Output description	NPN outputs
Connection method	Screw connection
Number of outputs	4
Protective circuit	Short-circuit and overload protection
Maximum output current per channel	500 mA
Maximum output current per module / terminal block	2 A
Maximum output current per module	2 A
Nominal load, inductive	12 VA ((1.2H))
Nominal load, lamp	12 W
Nominal load, ohmic	12 W

General data

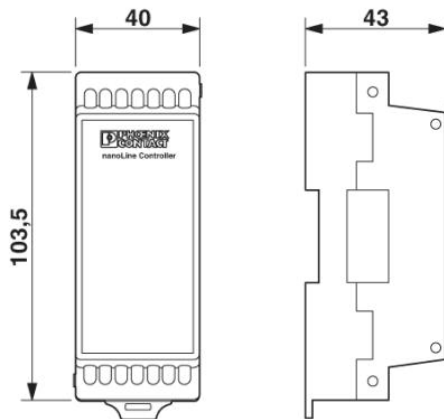
Width	40 mm
Height	103.5 mm
Depth	43 mm
Degree of protection	IP20
Ambient temperature (operation)	-25 °C ... 60 °C
Ambient temperature (storage/transport)	-25 °C ... 85 °C

Diagrams/Drawings

Connection diagram



Dimensioned drawing



Address

PHOENIX CONTACT Inc., USA
586 Fulling Mill Road
Middletown, PA 17057, USA
Phone (800) 888-7388
Fax (717) 944-1625
<http://www.phoenixcon.com>



© 2011 Phoenix Contact
Technical modifications reserved;