

PSI-MOS-DNET CAN/FO 660/EM

Order No.: 2708067



<http://eshop.phoenixcontact.de/phoenix/treeViewClick.do?UID=2708067>

FO converter with integrated optical diagnosis, for DeviceNet™, CAN, CANopen to 800 kbps, extension/redundancy module, interfaces: 1x FO (FSMA), 660 nm, for polymer/HCS fiber cable



Commercial data

GTIN (EAN)	 4 017918 943233
Note	Made-to-order
sales group	H622
Pack	1 pcs.
Customs tariff	85176200
Catalog page information	Page 505 (IF-2011)

Product notes

WEEE/RoHS-compliant since:
10/30/2006



<http://www.download.phoenixcontact.com>
Please note that the data given here has been taken from the online catalog. For comprehensive information and data, please refer to the user documentation. The General Terms and Conditions of Use apply to Internet downloads.

Technical data

Serial interface

Interface 1	CAN interface, in accordance with ISO/IS 11898 for DeviceNet, CAN, CANopen
File format/coding	Bit stuffing, NRZ
Termination resistor	120 Ω, integrated connection in the basic module

Transmission length	max. 5000 m (Dependent on the data rate and the protocol used)
Connection method	Pluggable screw connection
Serial transmission speed	Maximum 800 kbps
Optical interface FO	
Transmit capacity, minimum	-6.2 dBm (980/1000 µm)
	-16.9 dBm (200/230 µm)
Minimum receiver sensitivity	-30.20 dBm
Wavelength	660 nm
Transmission length incl. 3 dB system reserve	100 m (With F-P 980/1000 230 dB/km with quick mounting connector)
	800 m (With F-K 200/230 10 dB/km with quick mounting connector)
Connection method	F-SMA
Fault warning output	
Maximum switching voltage	60 V DC
	42 V AC
Limiting continuous current	1 A
Power supply	
Nominal supply voltage	24 V DC ± 25%
Supply voltage range	10 V DC ... 48 V DC
Typical current consumption	100 mA (24 V DC)
Connection method	Pluggable COMBICON screw terminal block through basic module
General data	
Bit distortion, input	± 35 % (permitted)
Bit distortion, output	< 6.25 %
Width	22.5 mm
Height	99 mm
Depth	114.5 mm
Ambient temperature (operation)	-20 °C ... 60 °C
Ambient temperature (storage/transport)	-40 °C ... 85 °C
Permissible humidity (operation)	30 % ... 95 % (no condensation)
Electrical isolation	(VCC // CAN)
Test voltage data interface/power supply	1.5 kV _{rms} (50 Hz, 1 min.)

Electromagnetic compatibility	Conformance with EMC Directive 2004/108/EC
Noise emission	EN 55011
Noise immunity	EN 61000-6-2:2005
Degree of protection	IP20
Housing material	PA 6.6-FR
Color	green
MTBF	456 Years (Telcordia standard, 25°C temperature, 21% operating cycle (5 days a week, 8 hours a day))
	89 Years (Telcordia standard, 40°C temperature, 34.25% operating cycle (5 days a week, 12 hours a day))
ATEX	Ex II 3 G Ex nAC IIC T4 X
	Ex II (2) GD [Ex op is] IIC (PTB 06 ATEX 2042 U)
UL, USA / Canada	Class I, zone 2, AEx nc IIC

Certificates / Approvals



Certification	CUL, UL
Certification Ex:	CUL-EX LIS, PTB, UL-EX LIS

Accessories

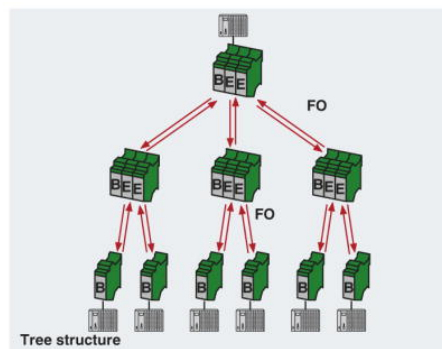
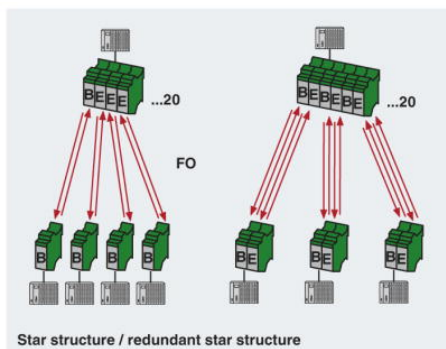
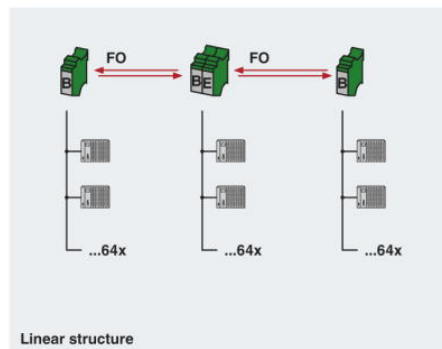
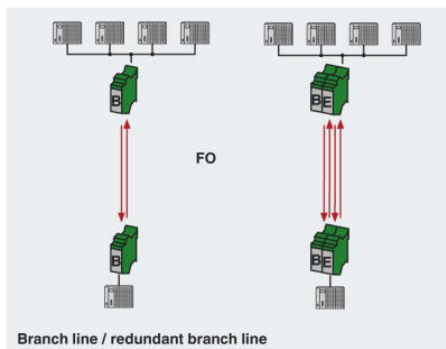
Item	Designation	Description
Cable/conductor		
2799885	PSM-LWL-HCS-RUGGED-200/230	HCS cable, duplex 200/230 µm, by the meter, without connector, for indoor installation
2799445	PSM-LWL-HCSO-200/230	HCS cable, duplex 200/230 µm, by the meter, without connector, for outdoor installation
2744319	PSM-LWL-KDHEAVY-980/1000	Polymer fiber cable, duplex 980/1000 µm, medium-weight version for permanent indoor installation, by the meter, without connector
2744322	PSM-LWL-RUGGED-980/1000	Polymer fiber cable, duplex, 980 µm/1000 µm, heavy version for permanent indoor installation, sold by the meter without connectors
2744982	PSM-LWL-RUGGED-FLEX	Polymer fiber cable, duplex 980/1000 µm, heavy-weight, highly flexible version for flexible conduit applications, by the meter, with connector

2744335	PSM-LWL-RUGGED-FLEX-980/1000	Polymer fiber cable, duplex 980/1000 µm, heavy-weight, highly flexible version for flexible conduit applications, by the meter, without connector
2744937	PSM-LWL/HCS-RUGGED	HCS cable, duplex 200/230 µm, by the meter, with connector, for indoor installation
2744940	PSM-LWL/HCSO	HCS cable, duplex 200/230 µm, by the meter, with connector, for outdoor installation
2744966	PSM-LWL/KDHEAVY	Polymer fiber cable, duplex 980/1000 µm, medium-weight version for permanent indoor installation, by the meter, with connector
2744979	PSM-LWL/RUGGED	Polymer fiber cable, duplex 980/1000 µm, heavy-weight version for permanent indoor installation, by the meter, with connector
General		
1511504	SAC-5P-920/...	Cable ring for CANopen and DeviceNet™ cable, 5-pos., in cable lengths from 0.5 m to 400 m
Plug/Adapter		
2799416	PSM-SET-FSMA-LINK/2	Coupling; set consisting of 2 couplings for connecting F-SMA plugs
2799487	PSM-SET-FSMA/4-HCS	F-SMA plug set for HCS fiber, for self assembly consisting of 4 quick mounting connectors with bend protection sleeve
2799720	PSM-SET-FSMA/4-KT	F-SMA plug set for polymer fiber, for self assembly consisting of 4 quick mounting connectors with bend protection sleeve
2744694	SUBCON-PLUS-CAN	D-SUB connector, 9-pos. female connector, two cable entries < 35° to one terminal block row, bus system: CAN, CANopen, SafetyBUS p up to 1 Mbps, termination resistor can be switched on via slide switch, pin assignment: 2, 3, 7; screw connection terminal blocks
2744694	SUBCON-PLUS-CAN	D-SUB connector, 9-pos. female connector, two cable entries < 35° to one terminal block row, bus system: CAN, CANopen, SafetyBUS p up to 1 Mbps, termination resistor can be switched on via slide switch, pin assignment: 2, 3, 7; screw connection terminal blocks
2306566	SUBCON-PLUS-CAN/AX	D-SUB connector, 9-pos. female connector, axial version with two cable entries, bus system: CAN, CANopen, SafetyBUS p; pin assignment: 2, 3, 7; screw connection terminal blocks
2306566	SUBCON-PLUS-CAN/AX	D-SUB connector, 9-pos. female connector, axial version with two cable entries, bus system: CAN, CANopen, SafetyBUS p; pin assignment: 2, 3, 7; screw connection terminal blocks
2708119	SUBCON-PLUS-CAN/PG	D-SUB connector, 9-pos. female connector, cable entry < 35°, bus system: CAN, CANopen, SafetyBUS p up to 1 Mbps, with PG D-SUB female connector for connecting a programming device, termination resistor can be switched on via slide switch, pin assignment: 2, 3, 6, 7, 9; screw terminal blocks

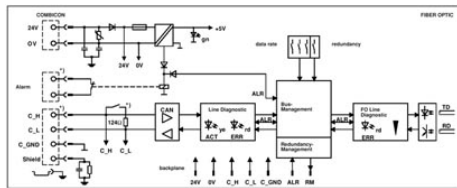
2708119	SUBCON-PLUS-CAN/PG	D-SUB connector, 9-pos. female connector, cable entry < 35°, bus system: CAN, CANopen, SafetyBUS p up to 1 Mbps, with PG D-SUB female connector for connecting a programming device, termination resistor can be switched on via slide switch, pin assignment: 2, 3, 6, 7, 9; screw terminal blocks
Tools		
2799539	PSM-FO-POWERMETER	Fiber optic measuring case, consisting of an optical power meter, F-SMA, B-FOC adapters, reference fibers and operating instructions
2799526	PSM-HCS-KONFTOOL	HCS assembly kit for F-SMA quick mounting connectors, including stripping blade, stripping pliers, aramide yarn scissors, fiber stripper, microscope, fiber cleaving tool for standard HCS fibers, and documentation
2744131	PSM-POF-KONFTOOL	Polymer fiber DIY case, consisting of: Stripping knife, stripping pliers, polishing wheels for F-SMA and SCRJ quick mounting connectors, polishing pad and emery paper
2799348	PSM-SET-FSMA-POLISH	Polymer fiber polishing set, for F-SMA quick mounting connectors
1205037	SZS 0,4X2,5 VDE	Screwdriver, bladed, VDE insulated, size: 0.4 x 2.5 x 80 mm, 2-component grip, with non-slip grip

Diagrams/Drawings

Application drawing



Block diagram



*) Only in the basic module

Address

PHOENIX CONTACT Inc., USA
586 Fulling Mill Road
Middletown, PA 17057, USA
Phone (800) 888-7388
Fax (717) 944-1625
<http://www.phoenixcon.com>



© 2011 Phoenix Contact
Technical modifications reserved;