

# PSI-MOS-DNET CAN/FO 850/BM


Order No.: 2708083



<http://eshop.phoenixcontact.de/phoenix/treeViewClick.do?UID=2708083>

FO converter with integrated optical diagnosis, for für DeviceNet™, CAN, CANopen to 800 kbps, basic module, interfaces: 1 x CAN, 1 x Alarm, 1 x FO (BFOC), 850 nm, for HCS/glass fiber cable



Commercial data	
GTIN (EAN)	 4 017918 943202
sales group	H622
Pack	1 pcs.
Customs tariff	85176200
Catalog page information	Page 505 (IF-2011)

### Product notes

WEEE/RoHS-compliant since: 10/30/2006



<http://www.download.phoenixcontact.com>  
Please note that the data given here has been taken from the online catalog. For comprehensive information and data, please refer to the user documentation. The General Terms and Conditions of Use apply to Internet downloads.

## Technical data

### Serial interface

Interface 1	CAN interface, in accordance with ISO/IS 11898 for DeviceNet, CAN, CANopen
-------------	--

File format/coding	Bit stuffing, NRZ
Termination resistor	120 Ω, integrated connection in the basic module
Transmission length	max. 5000 m (Dependent on the data rate and the protocol used)
Connection method	Pluggable screw connection
Serial transmission speed	Maximum 800 kbps

#### Optical interface FO

Transmit capacity, minimum	-17.9 dBm (50/125 μm)
	-14.1 dBm (62,5/125 μm)
	-5.1 dBm (200/230 μm)
Minimum receiver sensitivity	-32.50 dBm (50/125 μm)
	-32.50 dBm (62,5/125 μm)
	-32.10 dBm (200/230 μm)
Wavelength	850 nm
Transmission length incl. 3 dB system reserve	2800 m (with F-K 200/230 8 dB/km with quick mounting connector)
	4800 m (with F-G 50/125 2.5 dB/km)
	4200 m (with F-G 62,5/125 3.0 dB/km)
Connection method	B-FOC (ST®)

#### Fault warning output

Maximum switching voltage	60 V DC
	42 V AC
Limiting continuous current	1 A

#### Power supply

Nominal supply voltage	24 V DC ± 25%
Supply voltage range	10 V DC ... 48 V DC (via pluggable COMBICON screw terminal block)
Typical current consumption	100 mA (24 V DC)
Connection method	Pluggable COMBICON screw terminal block through basic module

#### General data

Bit distortion, input	± 35 % (permitted)
Bit distortion, output	< 6.25 %
Width	22.5 mm
Height	99 mm

Depth	114.5 mm
Ambient temperature (operation)	-20 °C ... 60 °C
Ambient temperature (storage/transport)	-40 °C ... 85 °C
Permissible humidity (operation)	30 % ... 95 % (no condensation)
Electrical isolation	(VCC // CAN)
Test voltage data interface/power supply	1.5 kV <sub>rms</sub> (50 Hz, 1 min.)
Electromagnetic compatibility	Conformance with EMC Directive 2004/108/EC
Noise emission	EN 55011
Noise immunity	EN 61000-6-2
Degree of protection	IP20
Housing material	PA 6.6-FR
Color	green
MTBF	299 Years (Telcordia standard, 25°C temperature, 21% operating cycle (5 days a week, 8 hours a day))
	47 Years (Telcordia standard, 40°C temperature, 34.25% operating cycle (5 days a week, 12 hours a day))
ATEX	Ex II 3 G Ex nAC IIC T4 X
	Ex II (2) GD [Ex op is] IIC (PTB 06 ATEX 2042 U)
UL, USA / Canada	Class I, zone 2, AEx nc IIC

#### Certificates / Approvals



Certification	CUL, UL
Certification Ex:	CUL-EX LIS, PTB, UL-EX LIS

#### Accessories

Item	Designation	Description
<b>Cable/conductor</b>		
2799322	PSM-LWL-GDM-RUGGED-50/125	Glass fiber cable, duplex 50/125 µm, by the meter, without connector, for indoor installation
2799432	PSM-LWL-GDO- 50/125	Glass fiber cable, duplex 50/125 µm, by the meter, without connector, for outdoor installation

2799885	PSM-LWL-HCS-RUGGED-200/230	HCS cable, duplex 200/230 µm, by the meter, without connector, for indoor installation
2799445	PSM-LWL-HCSO-200/230	HCS cable, duplex 200/230 µm, by the meter, without connector, for outdoor installation
2744911	PSM-LWL/GDM-RUGGED	Glass fiber cable, duplex 50/125 µm, by the meter, with connector, for indoor installation
2744924	PSM-LWL/GDO	Glass fiber cable, duplex 50/125 µm, by the meter, with connector, for outdoor installation
2744937	PSM-LWL/HCS-RUGGED	HCS cable, duplex 200/230 µm, by the meter, with connector, for indoor installation
2744940	PSM-LWL/HCSO	HCS cable, duplex 200/230 µm, by the meter, with connector, for outdoor installation
<b>General</b>		
1511504	SAC-5P-920/...	Cable ring for CANopen and DeviceNet™ cable, 5-pos., in cable lengths from 0.5 m to 400 m
<b>Plug/Adapter</b>		
2708481	PSM-SET-B-FOC/4-HCS	B-FOC (ST) connector set for HCS fiber, for self assembly consisting of 4 quick mounting connectors with bend protection sleeve
2799429	PSM-SET-BFOC-LINK/2	Coupling; set consisting of 2 couplings for connecting B-FOC plugs
2744694	SUBCON-PLUS-CAN	D-SUB connector, 9-pos. female connector, two cable entries < 35° to one terminal block row, bus system: CAN, CANopen, SafetyBUS p up to 1 Mbps, termination resistor can be switched on via slide switch, pin assignment: 2, 3, 7; screw connection terminal blocks
2744694	SUBCON-PLUS-CAN	D-SUB connector, 9-pos. female connector, two cable entries < 35° to one terminal block row, bus system: CAN, CANopen, SafetyBUS p up to 1 Mbps, termination resistor can be switched on via slide switch, pin assignment: 2, 3, 7; screw connection terminal blocks
2306566	SUBCON-PLUS-CAN/AX	D-SUB connector, 9-pos. female connector, axial version with two cable entries, bus system: CAN, CANopen, SafetyBUS p; pin assignment: 2, 3, 7; screw connection terminal blocks
2306566	SUBCON-PLUS-CAN/AX	D-SUB connector, 9-pos. female connector, axial version with two cable entries, bus system: CAN, CANopen, SafetyBUS p; pin assignment: 2, 3, 7; screw connection terminal blocks
2708119	SUBCON-PLUS-CAN/PG	D-SUB connector, 9-pos. female connector, cable entry < 35°, bus system: CAN, CANopen, SafetyBUS p up to 1 Mbps, with PG D-SUB female connector for connecting a programming device, termination resistor can be switched on via slide switch, pin assignment: 2, 3, 6, 7, 9; screw terminal blocks

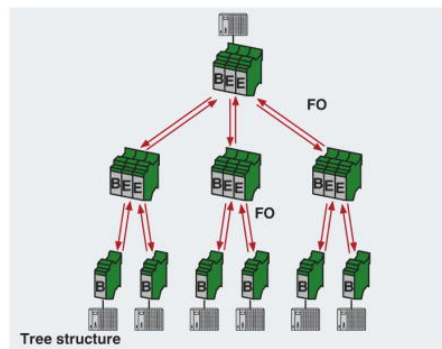
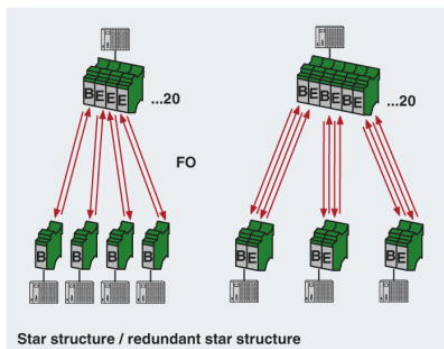
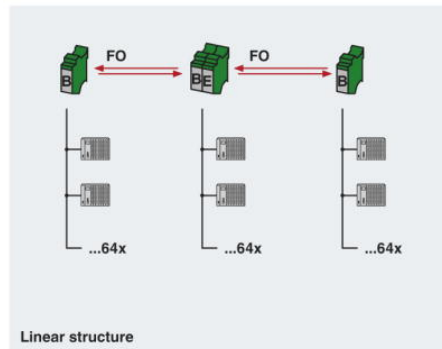
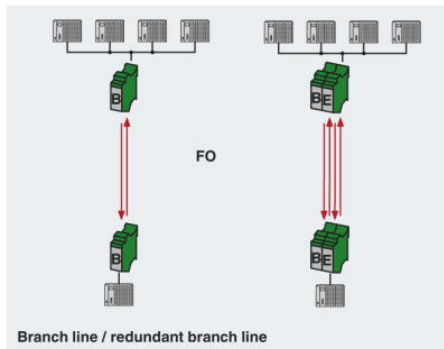
2708119	SUBCON-PLUS-CAN/PG	D-SUB connector, 9-pos. female connector, cable entry < 35°, bus system: CAN, CANopen, SafetyBUS p up to 1 Mbps, with PG D-SUB female connector for connecting a programming device, termination resistor can be switched on via slide switch, pin assignment: 2, 3, 6, 7, 9; screw terminal blocks
---------	--------------------	---

**Tools**

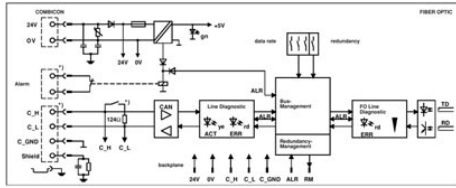
2799539	PSM-FO-POWERMETER	Fiber optic measuring case, consisting of an optical power meter, F-SMA, B-FOC adapters, reference fibers and operating instructions
2708465	PSM-HCS-KONFTOOL/B-FOC	HCS assembly kit for B-FOC (ST) quick mounting connectors, including stripping blade, stripping pliers, aramide yarn scissors, fiber stripper, microscope, fiber cleaving tool for standard HCS and HCS GI fibers, and documentation
1205037	SZS 0,4X2,5 VDE	Screwdriver, bladed, VDE insulated, size: 0.4 x 2.5 x 80 mm, 2-component grip, with non-slip grip

**Diagrams/Drawings**

Application drawing



Block diagram



\*) Only in the basic module

**Address**

PHOENIX CONTACT Inc., USA  
586 Fulling Mill Road  
Middletown, PA 17057, USA  
Phone (800) 888-7388  
Fax (717) 944-1625  
<http://www.phoenixcon.com>



© 2011 Phoenix Contact  
Technical modifications reserved;