



TT-SLKK 5-C 3N3-230AC

Order No.: 2798792

<http://eshop.phoenixcontact.de/phoenix/treeViewClick.do?UID=2798792>

Modular terminal block with radio interference suppression capacitor between clamping connector and DIN rail, separate ground connection, nominal voltage: 3.3 nF, for mounting on NS 35/7.5, terminal width: 6.2 mm, terminal height: 69 mm

Commercial data

GTIN (EAN)	 4 017918 101480
sales group	J303
Pack	50 pcs.
Customs tariff	85363010
Catalog page information	Page 113 (TT-2011)

Product notes

WEEE/RoHS-compliant since:
01/31/2006



<http://www.download.phoenixcontact.com>
Please note that the data given here has been taken from the online catalog. For comprehensive information and data, please refer to the user documentation. The General Terms and Conditions of Use apply to Internet downloads.

Technical data

General

Housing material	PA
Inflammability class acc. to UL 94	V2
Color	black

Ambient temperature (operation)	-20 °C ... 85 °C
Mounting type	DIN rail: 35 mm
Design	Single-level terminal block – separate PE connection
Number of positions	1
Degree of protection	IP20
Direction of action	Line-Earth Ground
Width	6.20 mm
Height	69.50 mm
Length	66.50 mm

Protective circuit

Nominal voltage U_N	230 V AC
Maximum continuous operating voltage U_C	250 V AC
Maximum continuous voltage U_C (wire-ground)	250 V AC
Nominal current I_N	34 A (45°C)
Cut-off frequency f_g (3 dB), asym. (PE) in 50 Ohm system	Typ. 2 MHz
Cut-off frequency f_g (3 dB), asym. (PE) in 150 Ohm system	Typ. 550 kHz
Cut-off frequency f_g (3 dB), asym. (PE) in 600 Ohm system	Typ. 170 kHz
Capacity (Core-Earth)	3.3 nF

Connection data

Connection method	Screw connection
Connection type IN	Screw terminal blocks
Connection type OUT	Screw terminal blocks
Screw thread	M3
Tightening torque	0.5 Nm
Stripping length	8 mm
Conductor cross section stranded min.	0.2 mm ²
Conductor cross section stranded max.	4 mm ²
Conductor cross section solid min.	0.2 mm ²
Conductor cross section solid max.	4 mm ²
Conductor cross section AWG/kcmil min.	24
Conductor cross section AWG/kcmil max	12

Standards

Standard - Electrical safety	VDE 0565-1
------------------------------	------------

Certificates / Approvals



Certification

GOST

Accessories

Item	Designation	Description
Assembly		
2770228	D-UKK 3/5 BK	End cover, Length: 56 mm, Width: 2.5 mm, Height: 66.5 mm, Color: black
2770833	DP-UKK 3/5 BK	Spacer plate, Length: 56 mm, Width: 2.5 mm, Height: 66.5 mm, Color: black

Marking

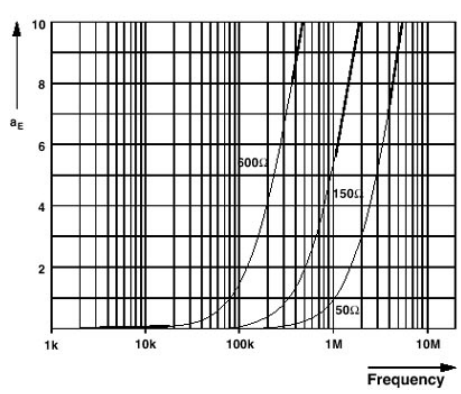
1051993	B-STIFT	Marker pen, for manual labeling of unprinted Zack strips, smear-proof and waterproof, line thickness 0.5 mm
1051016	ZB 6,LGS:FORTL.ZAHLEN	Zack marker strip, 10-section, printed horizontally: with the numbers 1 - 10, 11 - 20 and so on up to 491 - 500, color: white
1051414	ZB 6,LGS:L1-N,PE	Zack strip, printed horizontally, strips with 10 labels, L1, L2, L3, N, PE, L1, L2, L3, N, PE, color: white
1051430	ZB 6,LGS:U-N	Zack strip, printed horizontally: 10-section, U, V, W, N, GND, U, V, W, N, GND, color: white
1050499	ZB 6:SO/CMS	Zack strip, 10-section, divisible, special printing, marking according to customer requirements
1051003	ZB 6:UNBEDRUCKT	Zack strip, unprinted, strips with 10 labels for individual labeling with M-PEN or CMS system, for terminal block width: 6.2 mm, color: white
0808749	ZBF 6,LGS:FORTL.ZAHLEN	Zack marker strip, flat, printed horizontally: 10-section, with the numbers 1 - 10, 11 - 20, and so on up to 91 - 100, color: white
0808736	ZBF 6/WH-100:UNBEDRUCKT	Zack strip, flat, unprinted: 10-section, for individual labeling with M-PEN or ZBF-T, large batch, sufficient for labeling 1000 terminal blocks, color: white
0808710	ZBF 6:UNBEDRUCKT	Zack strip, flat, unprinted: 10-section, for individual labeling with M-PEN or ZBF-T, sufficient for 100 terminal blocks, color: white

Additional products

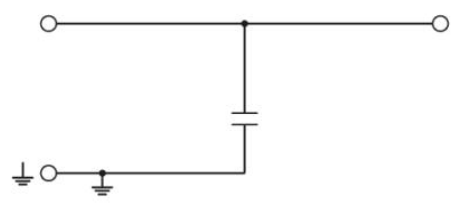
Item	Designation	Description
Assembly		
2770228	D-UKK 3/5 BK	End cover, Length: 56 mm, Width: 2.5 mm, Height: 66.5 mm, Color: black
2770833	DP-UKK 3/5 BK	Spacer plate, Length: 56 mm, Width: 2.5 mm, Height: 66.5 mm, Color: black
2839295	SSA 3-6	shield fast connections for conductor diameter 3 - 6 mm. Potential connection cable: 200 mm, black
2839512	SSA 5-10	Shield fast connection for conductor diameters 5 - 10 mm. Potential connection cable: 200 mm, black

Diagrams/Drawings

Diagram



Circuit diagram



Address

PHOENIX CONTACT Inc., USA
586 Fulling Mill Road
Middletown, PA 17057, USA
Phone (800) 888-7388
Fax (717) 944-1625
<http://www.phoenixcon.com>



© 2011 Phoenix Contact
Technical modifications reserved;