



FLT 35-260

Order No.: 2800110



<http://eshop.phoenixcontact.de/phoenix/treeViewClick.do?UID=2800110>

Type 1 / Class I / B arrester (lightning current arrester) with encapsulated arc chopping spark gap, 1-channel. Housing width: 17.5 mm (1 Div.)

Commercial data	
GTIN (EAN)	 4 046356 479967
sales group	J011
Pack	10 pcs.
Customs tariff	85363010
Catalog page information	Page 22 (TT-2011)

Product notes

WEEE/RoHS-compliant since:
12/12/2008



<http://www.download.phoenixcontact.com>
Please note that the data given here has been taken from the online catalog. For comprehensive information and data, please refer to the user documentation. The General Terms and Conditions of Use apply to Internet downloads.

Technical data

Standards	
Housing material	PA-GF
Inflammability class acc. to UL 94	V0
Color	black

Standards for air and creepage distances	EN 60664-1
	EN 61643-11
Degree of protection	IP20
Mounting type	DIN rail: 35 mm
Design	Rail-mountable module, one-piece
Number of positions	1
Ambient temperature (operation)	-40 °C ... 85 °C
Permissible humidity (operation)	≤ 95 %
Direction of action	1L-N/PE
Width	17.60 mm
Height	65.70 mm
Length	90.00 mm
Pitch unit	1 Div.

Protective circuit

IEC category	I
	T1
EN type	T1
Nominal voltage U_N	230 V AC (400 V AC)
Arrester rated voltage U_C (L-N)	350 V AC
Arrester rated voltage U_C (L-PE)	350 V AC
Arrester rated voltage U_C (L-PEN)	350 V AC
U_T (TOV-proof)	350 V (5 sec.)
Nominal frequency f_N	50 Hz
	60 Hz
Ground conductor current I_{PE}	≤ 0.1 mA
Standby power consumption P_C	≤ 35 mVA
Max. discharge surge current I_{max} (8/20) μ s	35 kA
Nominal discharge surge current I_n (8/20) μ s	35 kA
Nominal discharge surge current I_n (8/20) μ s (L-N)	35 kA
Nominal discharge surge current I_n (8/20) μ s (L-PE)	35 kA
Nominal discharge surge current I_n (8/20) μ s (L-PEN)	35 kA
Lightning test current (10/350) μ s, charge	17.5 As
Lightning test current (10/350) μ s, specific energy	306.00 kJ/ Ω

Lightning test current (10/350) μ s, peak value I_{imp}	35 kA
Impulse operate voltage at 6 kV (1.2/50) μ s	≤ 5 kV
Protection level U_p	≤ 5 kV
Protection level U_p (L-N)	≤ 5 kV
Protection level U_p (L-PE)	≤ 5 kV
Protection level U_p (L-PEN)	≤ 5 kV
Response time	≤ 100 ns
Response time (L-N)	≤ 100 ns
Response time (L-PE)	≤ 100 ns
Response time (L-N)	≤ 100 ns
Max. required backup fuse with branch wiring	400 A (gL)
Short-circuit resistance I_p with max. backup fuse (effective)	25 kA
Follow current quenching capacity I_f	3 kA (260 V AC) 1.5 kA (350 V AC)
Follow current quenching capacity I_f (L-N)	1.5 kA
Follow current quenching capacity I_f (L-PE)	1.5 kA

Connection, protective circuit

Connection method	Screw connection
Connection type IN	Biconnect screw terminal block
Connection type OUT	Biconnect screw terminal block
Connection method	Biconnect terminal block
Screw thread	M5
Tightening torque	4.5 Nm
Stripping length	14.5 mm
Conductor cross section stranded min.	0.5 mm ²
Conductor cross section stranded max.	25 mm ²
Conductor cross section solid min.	0.5 mm ²
Conductor cross section solid max.	35 mm ²
Conductor cross section AWG/kcmil min.	20
Conductor cross section AWG/kcmil max	2

Standards

Standards/regulations	IEC 61643-1 2005
	EN 61643-11/A11 2007

Certificates / Approvals



Certification GOST, KEMA

Accessories

Item	Designation	Description
------	-------------	-------------

Assembly

1201442	E/UK	End clamp, for assembly on NS 32 or NS 35/7.5 DIN rail
---------	------	--

Bridges

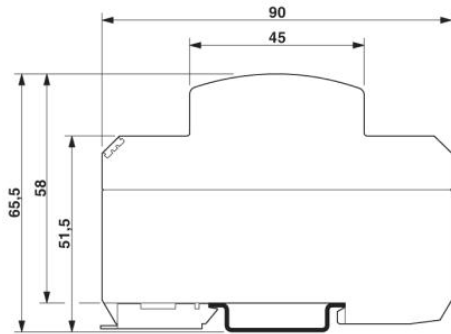
2809209	MPB 18/1- 2	Wiring bridge for modules with connecting pitch 17.5 mm, 1-phase, 2-pos.
2809212	MPB 18/1- 3	Wiring bridge for modules with connecting pitch 17.5 mm, 1-phase, 3-pos.
2809225	MPB 18/1- 4	Wiring bridge for modules with connecting pitch 17.5 mm, 1-phase, 4-pos.
2748564	MPB 18/1- 6	Wiring bridge for modules with connecting pitch 17.5 mm, 1-phase, 6-pos.
2748577	MPB 18/1- 8	Wiring bridge for modules with connecting pitch 17.5 mm, 1-phase, 8-pos.
2748580	MPB 18/1- 9	Wiring bridge for modules with connecting pitch 17.5 mm, 1-phase, 9-pos.
2748593	MPB 18/1-12	Wiring bridge for modules with connecting pitch 17.5 mm, 1-phase, 12-pos.
2809238	MPB 18/1-57	Wiring bridge for modules with connecting pitch 17.5 mm, 1-phase, 57-pos.

Marking

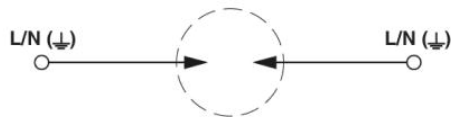
1051993	B-STIFT	Marker pen, for manual labeling of unprinted Zack strips, smear-proof and waterproof, line thickness 0.5 mm
2749589	ZBN 18,LGS:ERDE	Marking labels, printed horizontally, strips with 5 labels, GND (grounding symbol), color: White
2749576	ZBN 18,LGS:L1-N,ERDE	Marker labels, printed horizontally, strips with 5 labels, L1, L2, L3, N, GND, color: white
2809128	ZBN 18:UNBEDRUCKT	Unprinted marker labels, strips with 5 labels for individual labeling with M-PEN or CMS system, for terminal block width: 17.5 mm, color: White

Diagrams/Drawings

Dimensioned drawing



Circuit diagram



Address

PHOENIX CONTACT Inc., USA
586 Fulling Mill Road
Middletown, PA 17057, USA
Phone (800) 888-7388
Fax (717) 944-1625
<http://www.phoenixcon.com>



© 2011 Phoenix Contact
Technical modifications reserved;