


LIT 2X1-24

Order No.: 2804636

<http://eshop.phoenixcontact.de/phoenix/treeViewClick.do?UID=2804636>

Surge protection in one-piece 6.2 mm wide DIN rail module for two conductors with common reference potential.

**Commercial data**

GTIN (EAN)	 4 046356 428316
sales group	J342
Pack	10 pcs.
Customs tariff	85363010
Catalog page information	Page 103 (TT-2011)

Product notes

WEEE/RoHS-compliant since:
06/24/2008



<http://www.download.phoenixcontact.com>
Please note that the data given here has been taken from the online catalog. For comprehensive information and data, please refer to the user documentation. The General Terms and Conditions of Use apply to Internet downloads.

Technical data**General**

Housing material	PBT
Inflammability class acc. to UL 94	V0
Color	black

Standards for air and creepage distances	IEC 60664-1
Total surge current (8/20) μ s	20 kA
Total surge current (10/350) μ s	1 kA
Ambient temperature (operation)	-40 °C ... 80 °C
Ambient temperature (storage/transport)	-40 °C ... 80 °C
Mounting type	DIN rail: 35 mm
Design	Rail-mountable module, one-piece
Degree of protection	IP20
Direction of action	Line-Earth Ground
Width	6.20 mm
Height	102.50 mm
Length	93.00 mm
Protective circuit	
IEC category	C1
	C2
	C3
	D1
Nominal voltage U_N	24 V DC
Maximum continuous operating voltage U_C	25 V AC
	36 V DC
Nominal current I_N	350 mA (40°C)
Operating effective current I_C at U_C	$\leq 2 \mu$ A
Ground conductor current I_{PE}	$\leq 4 \mu$ A
Nominal discharge surge current I_n (8/20) μ s (Core-Earth)	5 kA
	10 kA ((Total))
Total surge current (8/20) μ s	20 kA
Max. discharge surge current I_{max} (8/20) μ s maximum (Core-Earth)	10 kA
	20 kA ((Total))
Nominal pulse current I_{an} (10/1000) μ s (Core-Earth)	50 A
	100 A ((Total))
Lightning test current (10/350) μ s, peak value I_{imp}	500 A
Output voltage limitation at 1 kV/ μ s (Core-Earth) spike	≤ 60 V

Residual voltage at I_n , (conductor-ground)	≤ 50 V
Residual voltage with I_{an} (10/1000) μ s (conductor-ground)	≤ 60 V
Protection level U_p (Core-Earth)	≤ 60 V (C1 - 500 V / 250 A)
	≤ 95 V (C2 - 10 kV / 5 kA)
	≤ 60 V (C3 - 10 A)
Response time t_A (Core-Earth)	≤ 1 ns
Input attenuation a_E , asym.	Typ. 0.3 dB (1 MHz / 50 Ω)
	Typ. 0.2 dB (350 kHz / 150 Ω)
Cut-off frequency f_g (3 dB), asym. (PE) in 50 Ohm system	Typ. 6 MHz
Cut-off frequency f_g (3 dB), asym. (PE) in 150 Ohm system	Typ. 2 MHz
Capacity	≤ 1.3 nF (per channel)
Resistance in series	3.3 Ω 20 %
Max. required back-up fuse	315 mA
Surge carrying capacity in acc. with IEC 61643-21 (Core-Earth)	C2 (10 kV/5 kA)
	C3 (25 A)
	D1 (500 A)
Alternating current carrying capacity in acc. with IEC 61643-21 (Core-Earth)	5 A - 1 s

Connection data

Connection method	Screw connection
Connection type IN	Screw terminal blocks
Connection type OUT	Screw terminal blocks
Screw thread	M3
Conductor cross section stranded min.	0.2 mm ²
Conductor cross section stranded max.	2.5 mm ²
Conductor cross section solid min.	0.14 mm ²
Conductor cross section solid max.	2.5 mm ²
Conductor cross section AWG/kcmil min.	26
Conductor cross section AWG/kcmil max	12

Connection, equipotential bonding

Connection method	DIN rail NS35
-------------------	---------------

Connection, protective circuit

Standards/regulations	IEC 61643-21
	DIN EN 61643-21

Certificates / Approvals



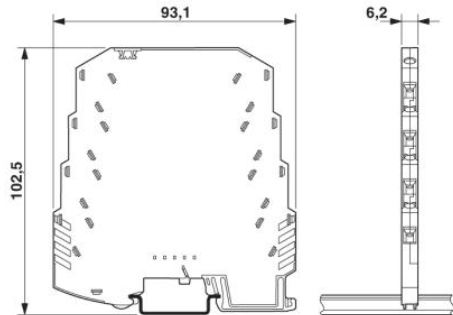
Certification UL Listed

Accessories

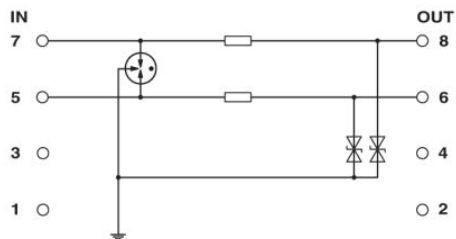
Item	Designation	Description
Marking		
0818085	UC-TM 6	UniCard materials for labeling terminal blocks with a marker groove,80-section, can be labeled with BLUEMARK and CMS-P1-PLOTTER, color: white
0818344	UC-TM 6 BU	UniCard materials for labeling terminal blocks with a marker groove,80-section, can be labeled with BLUEMARK and CMS-P1-PLOTTER, color: blue
0818360	UC-TM 6 GN	UniCard materials for labeling terminal blocks with a marker groove,80-section, can be labeled with BLUEMARK and CMS-P1-PLOTTER, color: green
0818328	UC-TM 6 OG	UniCard materials for labeling terminal blocks with a marker groove,80-section, can be labeled with BLUEMARK and CMS-P1-PLOTTER, color: orange
0818357	UC-TM 6 RD	UniCard materials for labeling terminal blocks with a marker groove,80-section, can be labeled with BLUEMARK and CMS-P1-PLOTTER, color: red
0818331	UC-TM 6 YE	UniCard materials for labeling terminal blocks with a marker groove,80-section, can be labeled with BLUEMARK and CMS-P1-PLOTTER, color: yellow

Diagrams/Drawings

Dimensioned drawing



Circuit diagram



Address

PHOENIX CONTACT Inc., USA
586 Fulling Mill Road
Middletown, PA 17057, USA
Phone (800) 888-7388
Fax (717) 944-1625
<http://www.phoenixcon.com>



© 2011 Phoenix Contact
Technical modifications reserved;