

MCR-S-1-5-UI-SW-DCI-NC

Order No.: 2814731

The illustration shows version MCR-S-1-5-UI-DCI




<http://eshop.phoenixcontact.de/phoenix/treeViewClick.do?UID=2814731>

MCR current transducer, programmable and configurable, for measuring direct, alternating and distorted currents, with relay and transistor output, input current 0 ... 0.2 A to 0 ... 11 A, unconfigured



Commercial data

GTIN (EAN)	 4 017918 169282
sales group	H530
Pack	1 pcs.
Customs tariff	85437090
Catalog page information	Page 712 (IF-2011)

Product notes

WEEE/RoHS-compliant since:
06/20/2006



<http://www.download.phoenixcontact.com>
Please note that the data given here has been taken from the online catalog. For comprehensive information and data, please refer to the user documentation. The General Terms and Conditions of Use apply to Internet downloads.

Technical data

Input data

Input	Current measuring input
Number of inputs	3
Configurable/programmable	Yes, unconfigured
Input current range	0 A ... 11 A (AC/DC)

Operate threshold	2 % (of measuring range nominal value 1/5/10 A)
Setting range for min. input current	0 A ... 0.2 A
Setting range for max. input current	0 A ... 11 A
Impulse form	AC, DC or distorted currents
Overload capacity	2 x I _N (continuous)
Surge strength	20 x I _N (1 s)
Frequency measuring range	15 Hz ... 400 Hz
Connection method	Screw connection

Output data

Output name	Voltage output / current output
Configurable/programmable	Yes, unconfigured
Voltage output signal	0 V ... 10 V
	2 V ... 10 V
	-10 V ... 10 V
	0 V ... 5 V
	1 V ... 5 V
	-5 V ... 5 V
	10 V ... 0 V
	10 V ... 2 V
	10 V ... -10 V
	5 V ... 0 V
	5 V ... 1 V
	5 V ... -5 V
Current output signal	0 mA ... 20 mA
	4 mA ... 20 mA
	20 mA ... 0 mA
	20 mA ... 4 mA
Load/output load voltage output	> 10 kΩ
Load/output load current output	< 500 Ω

Switching output

Output name	Relay output
Contact type	1 PDT
Contact material	AgSnO, hard gold-plated

Maximum switching voltage	30 V AC
	36 V DC
	250 V AC (when the gold layer is destroyed)
Limiting continuous current	50 mA
	2 A (when the gold layer is destroyed)

Power supply

Supply voltage range	20 V DC ... 30 V DC
Max. current consumption	< 50 mA (without load)

Connection data

Connection method	Screw connection
Conductor cross section solid min.	0.2 mm ²
Conductor cross section solid max.	2.5 mm ²
Conductor cross section stranded min.	0.2 mm ²
Conductor cross section stranded max.	2.5 mm ²
Conductor cross section AWG/kcmil min.	24
Conductor cross section AWG/kcmil max	14
Stripping length	8 mm
Screw thread	M3

General data

Width	22.5 mm
Height	99 mm
Depth	114.5 mm
Maximum transmission error	< 0.5 % (of nominal range value under nominal conditions)
Temperature coefficient, typical	< 0.025 %/K
Step response (10-90%)	330 ms (with AC)
	40 ms (with DC)
Status display	Green LED
Ambient temperature (operation)	-20 °C ... 60 °C
Ambient temperature (storage/transport)	-40 °C ... 85 °C
Degree of protection	IP20
Surge voltage category	III
Pollution degree	2
Rated insulation voltage	300 V AC (to earth)
Test voltage input/output	4 kV (50 Hz, 1 min.)

Test voltage input/power supply	4 kV (50 Hz, 1 min.)
Test voltage output/power supply	500 V (50 Hz, 1 min.)
Color	green
Housing material	Polyamide PA non-reinforced
Mounting position	Any
Conformance	CE-compliant
UL, USA / Canada	Class I, Zone 2, AEx nC IIC T6, Ex nC IIC T6

Certificates / Approvals



Certification: CUL, GOST, UL
 Certification Ex: CUL-EX LIS, UL-EX LIS

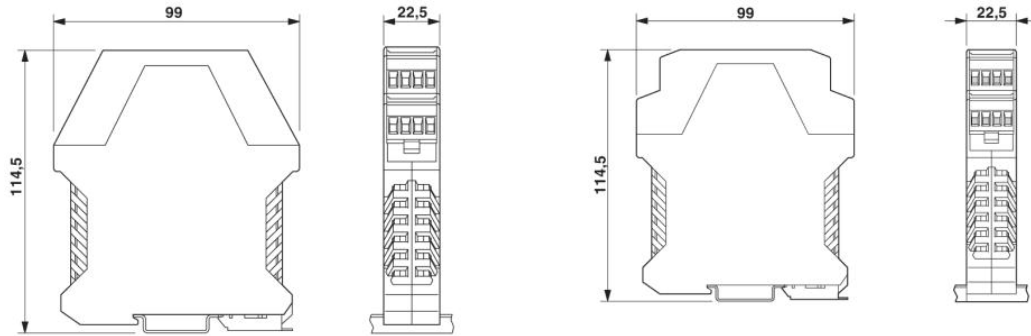
Accessories

Item	Designation	Description
Cable/conductor		
2881078	CM-KBL-RS232/USB	Connecting cable D-9-SUB to USB, with adapter D-9-SUB to D-25-SUB.
2814388	MCR-TTL-RS232-E	Software adapter cable (Stereo jack connector/D-SUB 25-pos.), 1.2 m length, for programming MCR-T-..., MCR-S-... and MCR-f-... modules

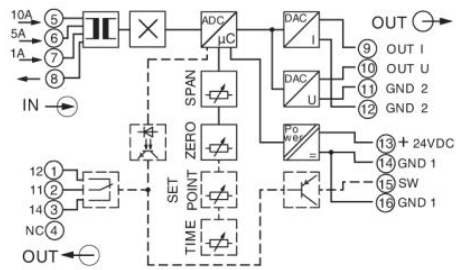
General		
2814799	MCR/PI-CONF-WIN	

Diagrams/Drawings

Dimensioned drawing



Circuit diagram



Address

PHOENIX CONTACT Inc., USA
586 Fulling Mill Road
Middletown, PA 17057, USA
Phone (800) 888-7388
Fax (717) 944-1625
<http://www.phoenixcon.com>



© 2011 Phoenix Contact
Technical modifications reserved;