

# CTM 1X2- 60DC

Order No.: 2838568


The illustration shows version CTM 1x2- 24 DC



<http://eshop.phoenixcontact.de/phoenix/treeViewClick.do?UID=2838568>

LSA-PLUS plug (COMTRAB CTM) with protection for conductor pairs in floating signal circuits. Nominal voltage: 60 V DC



Commercial data	
GTIN (EAN)	 4 017918 819736
sales group	J460
Pack	10 pcs.
Customs tariff	85363010
Catalog page information	Page 116 (TT-2011)

### Product notes

WEEE/RoHS-compliant since:  
04/12/2006



<http://www.download.phoenixcontact.com>  
Please note that the data given here has been taken from the online catalog. For comprehensive information and data, please refer to the user documentation. The General Terms and Conditions of Use apply to Internet downloads.

### Technical data

#### General

Housing material	PA
Inflammability class acc. to UL 94	V0
Color	black

Standards for air and creepage distances	DIN VDE 0110-1
	IEC 60664-1: 1992-10
Surge voltage category	II
Pollution degree	2
Total surge current (8/20) $\mu$ s	10 kA
Total surge current (10/350) $\mu$ s	2.5 kA
Ambient temperature (operation)	-25 °C ... 75 °C
Mounting type	On CT-TERMIBLOCK and LSA-PLUS disconnect strip
Design	LSA-PLUS module
Number of positions	2
Degree of protection	IP20
Direction of action	Line-Line & Line-Earth Ground
Arrester can be tested with CHECKMASTER from software version:	From SW rev. 1.10
Width	9.50 mm
Height	53.50 mm
Length	21.00 mm

**Protective circuit**

IEC category	B2
	C1
	C2
	C3
	D1
VDE requirement class	B2
	C1
	C2
	C3
	D1
Nominal voltage $U_N$	60 V DC
Maximum continuous operating voltage $U_C$	$\pm$ 65 V DC
	50 V AC
Maximum continuous voltage $U_C$ (wire-wire)	$\pm$ 65 V DC
	50 V AC
Maximum continuous voltage $U_C$ (wire-ground)	72 V DC
Nominal current $I_N$	380 mA (25°C)

Operating effective current $I_c$ at $U_c$	$\leq 70 \mu\text{A}$
Ground conductor current $I_{PE}$	$\leq 2 \mu\text{A}$
Nominal discharge surge current $I_n$ (8/20) $\mu\text{s}$ (Core-Core)	5 kA
Nominal discharge surge current $I_n$ (8/20) $\mu\text{s}$ (Core-Earth)	5 kA
Total surge current (8/20) $\mu\text{s}$	10 kA
Max. discharge surge current $I_{max}$ (8/20) $\mu\text{s}$ maximum (Core-Earth)	10 kA (in total)
Nominal pulse current $I_{an}$ (10/1000) $\mu\text{s}$ (Core- Core)	100 A
Nominal pulse current $I_{an}$ (10/1000) $\mu\text{s}$ (Core- Earth)	100 A
Lightning test current (10/350) $\mu\text{s}$ , peak value $I_{imp}$	1 kA
Output voltage limitation at 1 kV/ $\mu\text{s}$ (Core-Core) spike	$\leq 160 \text{ V}$
Output voltage limitation at 1 kV/ $\mu\text{s}$ (Core-Earth) spike	$\leq 700 \text{ V}$
Output voltage limitation at 1 kV/ $\mu\text{s}$ (Core-Core) static	$\leq 160 \text{ V}$
Output voltage limitation at 1 kV/ $\mu\text{s}$ (Core-Earth) static	$\leq 700 \text{ V}$
Residual voltage at $I_n$ , (conductor-conductor)	$\leq 95 \text{ V}$
Residual voltage at $I_n$ , (conductor-ground)	$\leq 60 \text{ V}$
Residual voltage with $I_{an}$ (10/1000) $\mu\text{s}$ (conductor- conductor)	$\leq 35 \text{ V}$
Residual voltage with $I_{an}$ (10/1000) $\mu\text{s}$ (conductor- ground)	$\leq 12 \text{ V}$
Protection level $U_p$ (Core-Core)	$\leq 200 \text{ V}$ (C2, 10 kV/5 kA, spike) $\leq 95 \text{ V}$ (C2, 10 kV/5 kA, static) $\leq 160 \text{ V}$ (C3, 7.5 kV/100 A, spike) $\leq 35 \text{ V}$ (C3, 7.5 kV/100 A, static)
Protection level $U_p$ (Core-Earth)	$\leq 700 \text{ V}$ (C2, 10 kV/5 kA, spike) $\leq 90 \text{ V}$ (C2, 10 kV/5 kA, static) $\leq 700 \text{ V}$ (C3, 7.5 kV/100 A, spike) $\leq 12 \text{ V}$ (C3, 7.5 kV/100 A, static)
Response time $t_A$ (Core-Core)	$\leq 1 \text{ ns}$
Response time $t_A$ (Core-Earth)	$\leq 100 \text{ ns}$
Input attenuation $a_E$ , sym.	0.3 dB ( $\leq 500 \text{ kHz}$ )

Cut-off frequency $f_g$ (3 dB), sym. in 100 Ohm system	2 MHz
Capacity (Core-Core)	1.2 nF ( $f=1$ MHz / $V_R=0$ V)
Resistance in series	3.3 $\Omega$ 10 %
	3.3 $\Omega$
Surge carrying capacity in acc. with IEC 61643-21 (Core-Core)	C2 (4 kV/2 kA)
	C3 (100 A)
	B2 (4 kV / 100 A)
Surge carrying capacity in acc. with IEC 61643-21 (Core-Earth)	C2 (4 kV / 2 kA)
	C3 (100 A)
	B2 (4 kV / 100 A)
	D1 (1 kA)
Alternating current carrying capacity in acc. with IEC 61643-21 (Core-Earth)	5 A - 1 s

**Connection data**

Connection method	can be plugged into COMTRAB-TERMIBLOCK and LSA-PLUS disconnect and switching strips
Connection type IN	COMTRAB plug-in system
Connection type OUT	COMTRAB plug-in system
Connection method	LSA-PLUS

**Connection, equipotential bonding**

Connection method	Spring contact
-------------------	----------------

**Connection, protective circuit**

Standards/regulations	IEC 61643-21
-----------------------	--------------

**Certificates / Approvals**



Certification

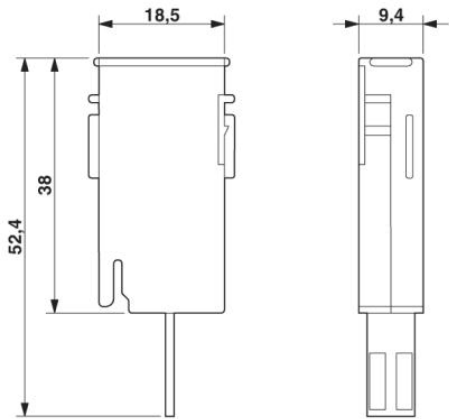
GOST, UL

**Additional products**

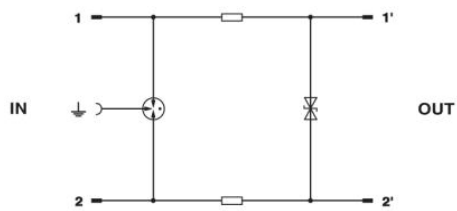
Item	Designation	Description
<b>Assembly</b>		
0441711	CT-TERMIBLOCK 10 DA	Screw termination block with disconnect contacts for accommodating protective plugs CT and CTM. Use in MCR and telecommunications systems. Design: 10 double wires
2839295	SSA 3-6	shield fast connections for conductor diameter 3 - 6 mm. Potential connection cable: 200 mm, black
2839512	SSA 5-10	Shield fast connection for conductor diameters 5 - 10 mm. Potential connection cable: 200 mm, black
<b>General</b>		
2765547	CT 1-10-ES	Ground rail for CTM protective plug when used in combination with LSA-PLUS disconnect strip. Version: 10 double conductors
2765372	CT 10-MB/ 3	Mounting clip, for holding 3 disconnect or ground wire strips. Version: 10 double conductors, dimensions: A 104.5 mm, B 65 mm.
2765385	CT 10-MB/10	Mounting clip, for holding 10 disconnect or ground wire strips. Version: 10 double conductors, dimensions: A 104.5 mm, dimensions B 245.5 mm
2765356	CT 10-TL	LSA-PLUS disconnect strip to hold the CTM and CT 10 protection modules. Version: 10 double conductors, dimension A: 124 mm.
2765518	CT-KDT	Cable bush for assembly troughs, for protection of the lines guided through the laminated frame
2838610	CTM 10-MAG	Magazine with a grounding rail to accommodate up to 10 LSA-PLUS protective plugs (COMTRAB CTM), to insert in CT-TERMIBLOCK or LSA-PLUS disconnect strip
2838649	CTM EST	LSA-PLUS grounding plug (COMTRAB CTM) to short-circuit and ground potentials in CT-TERMIBLOCK... and disconnect strip CT 10...

## Diagrams/Drawings

### Dimensioned drawing



### Circuit diagram



**Address**

PHOENIX CONTACT Inc., USA  
586 Fulling Mill Road  
Middletown, PA 17057, USA  
Phone (800) 888-7388  
Fax (717) 944-1625  
<http://www.phoenixcon.com>



© 2011 Phoenix Contact  
Technical modifications reserved;