

CTM 2X1- 5DC

Order No.: 2838571


The illustration shows version CTM 2x1- 24 DC



<http://eshop.phoenixcontact.de/phoenix/treeViewClick.do?UID=2838571>

LSA-PLUS plug (COMTRAB CTM) with HF protective circuit for 2-conductor signal circuits grounded on one side. Nominal voltage: 5 V DC



Commercial data	
GTIN (EAN)	 4 017918 819590
sales group	J460
Pack	10 pcs.
Customs tariff	85363010
Catalog page information	Page 116 (TT-2011)

Product notes

WEEE/RoHS-compliant since:
04/12/2006



<http://www.download.phoenixcontact.com>
Please note that the data given here has been taken from the online catalog. For comprehensive information and data, please refer to the user documentation. The General Terms and Conditions of Use apply to Internet downloads.

Technical data

General

Housing material	PA
Inflammability class acc. to UL 94	V0
Color	black

Standards for air and creepage distances	DIN VDE 0110-1
	IEC 60664-1: 1992-10
Surge voltage category	II
Pollution degree	2
Total surge current (8/20) μ s	10 kA
Total surge current (10/350) μ s	2.5 kA
Ambient temperature (operation)	-25 °C ... 75 °C
Mounting type	On CT-TERMIBLOCK and LSA-PLUS disconnect strip
Design	LSA-PLUS module
Degree of protection	IP20
Direction of action	Line-Line & Line-Earth Ground
Arrester can be tested with CHECKMASTER from software version:	From SW rev. 1.10
Width	9.50 mm
Height	53.50 mm
Length	21.00 mm
Protective circuit	
IEC category	B2
	C1
	C2
	C3
	D1
VDE requirement class	B2
	C1
	C2
	C3
	D1
Nominal voltage U_N	5 V DC
Maximum continuous operating voltage U_C	\pm 6 V DC
	5 V AC
Maximum continuous voltage U_C (wire-ground)	\pm 6 V DC
	5 V AC
Nominal current I_N	380 mA (25°C)
Operating effective current I_C at U_C	\leq 200 μ A
Ground conductor current I_{PE}	\leq 2 μ A

Nominal discharge surge current I_n (8/20) μ s (Core-Earth)	5 kA
Total surge current (8/20) μ s	10 kA
Max. discharge surge current I_{max} (8/20) μ s maximum (Core-Earth)	10 kA (in total)
Nominal pulse current I_{an} (10/1000) μ s (Core-Earth)	100 A
Lightning test current (10/350) μ s, peak value I_{imp}	1 kA
Output voltage limitation at 1 kV/ μ s (Core-Earth) spike	≤ 18 V
Output voltage limitation at 1 kV/ μ s (Core-Earth) static	≤ 12 V
Residual voltage at I_n , (conductor-ground)	≤ 20 V
Residual voltage with I_{an} (10/1000) μ s (conductor-ground)	≤ 15 V
Protection level U_p (Core-Earth)	≤ 50 V (C2, 10 kV/5 kA, spike) ≤ 20 V (C3, 7.5 kV/100 A, spike)
Response time t_A (Core-Earth)	≤ 1 ns
Input attenuation a_E , asym.	0.3 dB (≤ 300 kHz)
Cut-off frequency f_g (3 dB), asym. (PE) in 100 Ohm system	700 kHz
Capacity (Core-Earth)	3.5 nF ($f=1$ MHz / $V_R=0$ V)
Resistance in series	3.3 Ω 10 % 3.3 Ω
Surge carrying capacity in acc. with IEC 61643-21 (Core-Earth)	C2 (4 kV / 2 kA) C3 (100 A) B2 (4 kV / 100 A) D1 (1 kA)
Alternating current carrying capacity in acc. with IEC 61643-21 (Core-Earth)	5 A - 1 s

Connection data

Connection method	can be plugged into COMTRAB-TERMIBLOCK and LSA-PLUS disconnect and switching strips
Connection type IN	COMTRAB plug-in system
Connection type OUT	COMTRAB plug-in system
Connection method	LSA-PLUS

Connection, equipotential bonding

Connection method	Spring contact
-------------------	----------------

Connection, protective circuit

Standards/regulations	IEC 61643-21
-----------------------	--------------

Certificates / Approvals



Certification GOST, UL

Additional products

Item	Designation	Description
Assembly		
0441711	CT-TERMIBLOCK 10 DA	Screw termination block with disconnect contacts for accommodating protective plugs CT and CTM. Use in MCR and telecommunications systems. Design: 10 double wires
2839295	SSA 3-6	shield fast connections for conductor diameter 3 - 6 mm. Potential connection cable: 200 mm, black
2839512	SSA 5-10	Shield fast connection for conductor diameters 5 - 10 mm. Potential connection cable: 200 mm, black

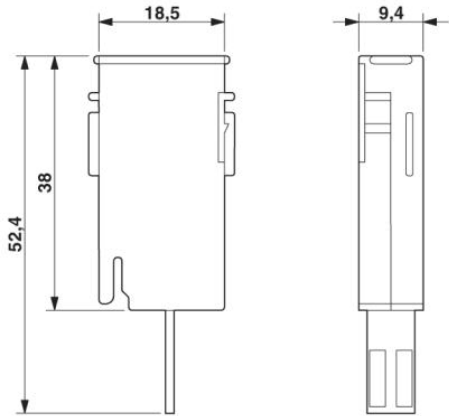
General

2765547	CT 1-10-ES	Ground rail for CTM protective plug when used in combination with LSA-PLUS disconnect strip. Version: 10 double conductors
2765372	CT 10-MB/ 3	Mounting clip, for holding 3 disconnect or ground wire strips. Version: 10 double conductors, dimensions: A 104.5 mm, B 65 mm.
2765385	CT 10-MB/10	Mounting clip, for holding 10 disconnect or ground wire strips. Version: 10 double conductors, dimensions: A 104.5 mm, dimensions B 245.5 mm
2765356	CT 10-TL	LSA-PLUS disconnect strip to hold the CTM and CT 10 protection modules. Version: 10 double conductors, dimension A: 124 mm.
2765518	CT-KDT	Cable bush for assembly troughs, for protection of the lines guided through the laminated frame
2838610	CTM 10-MAG	Magazine with a grounding rail to accommodate up to 10 LSA-PLUS protective plugs (COMTRAB CTM), to insert in CT-TERMIBLOCK or LSA-PLUS disconnect strip

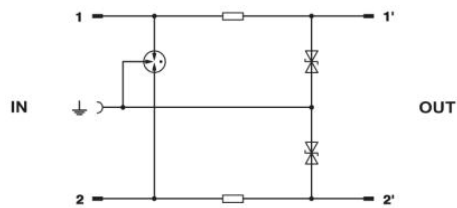
2838649	CTM EST	LSA-PLUS grounding plug (COMTRAB CTM) to short-circuit and ground potentials in CT-TERMIBLOCK... and disconnect strip CT 10...
---------	---------	--

Diagrams/Drawings

Dimensioned drawing



Circuit diagram



Address

PHOENIX CONTACT Inc., USA
586 Fulling Mill Road
Middletown, PA 17057, USA
Phone (800) 888-7388
Fax (717) 944-1625
<http://www.phoenixcon.com>



© 2011 Phoenix Contact
Technical modifications reserved;