

IBS IL 24 BK-DSUB-PAC


Order No.: 2861593



<http://eshop.phoenixcontact.de/phoenix/treeViewClick.do?UID=2861593>

INTERBUS bus coupler, D-SUB connection, 24 V DC, complete with accessories (connector and labeling field)



Commercial data	
GTIN (EAN)	 4 017918 894443
sales group	K410
Pack	1 pcs.
Customs tariff	85389091
Catalog page information	Page 148 (AX-2011)

Product notes

WEEE/RoHS-compliant since:
11/21/2007



<http://www.download.phoenixcontact.com>
Please note that the data given here has been taken from the online catalog. For comprehensive information and data, please refer to the user documentation. The General Terms and Conditions of Use apply to Internet downloads.

Technical data	
General data	
Width	85 mm
Height	119.8 mm
Depth	71.5 mm

Weight	210 g
Mounting type	DIN rail
Ambient temperature (operation)	-25 °C ... 55 °C
Ambient temperature (storage/transport)	-25 °C ... 85 °C
Permissible humidity (operation)	75 % ... 85 % (in the range of -25°C ... +55°C, appropriate measures against increased humidity (> 85%) must be taken.)
Permissible humidity (storage/transport)	75 % ... 85 % (Slight temporary condensation may sometimes appear on the housing, e.g. when the terminal block is brought out of a vehicle into an enclosed room.)
Air pressure (operation)	80 kPa ... 106 kPa (up to 3000 m above sea level)
Air pressure (storage/transport)	70 kPa ... 106 kPa (up to 3000 m above sea level)
Degree of protection	IP20

Interface

Fieldbus system	Lokalbus
Name	Inline local bus
Connection method	Inline data jumper
Transmission speed	500 kBaud
Fieldbus system	INTERBUS
Name	INTERBUS remote bus
Connection method	D-SUB-9 female/D-SUB-9 male
Transmission speed	500 KBit/s
Transmission physics	Copper
Name	Supply
Connection method	8-pos. Inline connector

Power supply for module electronics

Connection method	Inline connectors
Supply voltage	24 V DC (via Inline connector)
Supply voltage range	19.2 V DC ... 30 V DC (including all tolerances, including ripple)
Current consumption	max. 1.25 A (with max. number of connected I/O terminal blocks)

Inline potential routing

Communications power U_L	7.5 V DC $\pm 5\%$
Power supply at U_L	max. 2 A DC (observe derating)
Main circuit supply U_M	24 V DC -15% / +20% (in acc. with EN 61131-2)
Power supply at U_M	max. 8 A DC (Sum of $U_M + U_S$)
Segment supply voltage U_S	24 V DC -15% / +20% (in acc. with EN 61131-2)

Power supply at U_S	max. 8 A DC (Sum of $U_M + U_S$)
I/O supply voltage U_{ANA}	24 V DC -15% / +20%
Power supply at U_{ANA}	max. 0.5 A DC (observe derating)

Certificates / Approvals



Certification ABS, BV, CUL, DNV, GL, GOST, LR, UL

Certification Ex: CUL-EX LIS, UL-EX LIS

Accessories

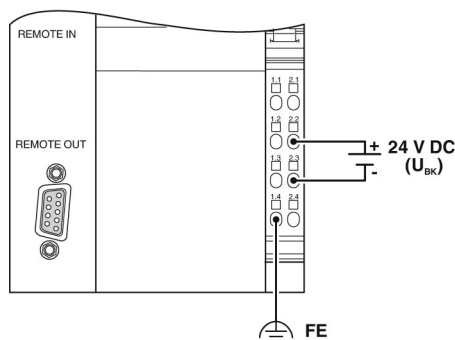
Item	Designation	Description
Assembly		
1201442	E/UK	End clamp, for assembly on NS 32 or NS 35/7.5 DIN rail

Marking		
0809492	ESL 62X10	Insert strip for laser printer, lettering field: 62 x 10 mm
2727501	IB IL FIELD 2	Labeling field, width: 12.2 mm

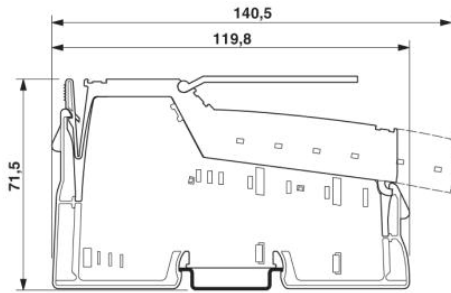
Plug/Adapter		
2727608	IB IL SCN-8-CP	Inline connector, colored

Diagrams/Drawings

Connection diagram



Dimensioned drawing



Address

PHOENIX CONTACT Inc., USA
586 Fulling Mill Road
Middletown, PA 17057, USA
Phone (800) 888-7388
Fax (717) 944-1625
<http://www.phoenixcon.com>



© 2011 Phoenix Contact
Technical modifications reserved;