


VAL-MS/1+1-BE

Order No.: 2920528

<http://eshop.phoenixcontact.de/phoenix/treeViewClick.do?UID=2920528>

Base element for type 2 arresters of the VALVETRAB MS product range. Version for 1-phase power supply with separate installation of N and PE conductors.



Commercial data	
GTIN (EAN)	 4 046356 298988
Note	Made-to-order
sales group	J022
Pack	1 pcs.
Customs tariff	85363010
Catalog page information	Page 45 (TT-2011)

Product notes

WEEE/RoHS-compliant since:
06/18/2007



<http://www.download.phoenixcontact.com>
Please note that the data given here has been taken from the online catalog. For comprehensive information and data, please refer to the user documentation. The General Terms and Conditions of Use apply to Internet downloads.

Technical data**Standards**

Housing material	PBT
Inflammability class acc. to UL 94	V0
Color	black

Standards for air and creepage distances	DIN EN 60664-1
	IEC 61643-1
Degree of protection	IP20
Mounting type	DIN rail: 35 mm
Design	DIN rail module, two-section, divisible
Number of positions	2
Ambient temperature (operation)	-40 °C ... 80 °C
Direction of action	1L-N & N-PE
Width	35.60 mm
Height	51.50 mm
Length	90.00 mm
Pitch unit	2 Div.

Protective circuit

Nominal voltage U_N	240 V AC (1P/N/PE)
Nominal load current I_L	80 A (Serial through wiring at 16 mm ²)
Max. required backup fuse with branch wiring	200 A (gL/gG)
Max. required backup fuse with V-type through wiring	80 A (gL/gG / with 16 mm ²)
Short-circuit resistance I_p with max. backup fuse (effective)	25 kA

Connection, protective circuit

Connection method	Screw connection
Connection type IN	Biconnect screw terminal block
Connection type OUT	Biconnect screw terminal block
Screw thread	M5
Tightening torque	4.5 Nm
Stripping length	16 mm
Conductor cross section stranded min.	1.5 mm ²
Conductor cross section stranded max.	25 mm ²
Conductor cross section solid min.	1.5 mm ²
Conductor cross section solid max.	35 mm ²
Conductor cross section AWG/kcmil min.	15
Conductor cross section AWG/kcmil max	2

Standards

Standards/regulations	IEC 61643-1 2005
-----------------------	------------------

EN 61643-11/A11 2007

Certificates / Approvals



Certification

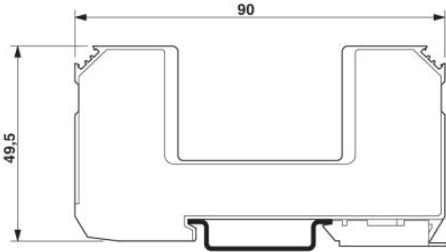
CB, CCA, CUL, GL, GOST, KEMA, OEVE, UL

Accessories


Item	Designation	Description
Bridges		
2818339	MPB F200X16/ 1GS	Wiring bridge flexible, diameter 16 mm ² , with a fork-type cable lug on one side, length: 200 mm
2818342	MPB F400X16/ 1GS	Wiring bridge flexible, diameter 16 mm ² , with a fork-type cable lug on one side, length: 400 mm
2818355	MPB F600X16/ 1GS	Wiring bridge flexible, diameter: 16 mm ² , with a fork-type cable lug on one side, length: 600 mm
General		
2749880	DK-BIC-35	Feed-through terminal block for VAL and FLT applications
Marking		
1051993	B-STIFT	Marker pen, for manual labeling of unprinted Zack strips, smear-proof and waterproof, line thickness 0.5 mm
2749589	ZBN 18,LGS:ERDE	Marking labels, printed horizontally, strips with 5 labels, GND (grounding symbol), color: White
2749576	ZBN 18,LGS:L1-N,ERDE	Marker labels, printed horizontally, strips with 5 labels, L1, L2, L3, N, GND, color: white
0800763	ZBN 18:SO/CMS	Marker labels, 5-section, special printing, labeled according to customer requirements (Please specify the required marking with order), for terminal width: 17.5 mm, color: White
2809128	ZBN 18:UNBEDRUCKT	Unprinted marker labels, strips with 5 labels for individual labeling with M-PEN or CMS system, for terminal block width: 17.5 mm, color: White

Diagrams/Drawings

Dimensioned drawing



Circuit diagram



Address

PHOENIX CONTACT Inc., USA
586 Fulling Mill Road
Middletown, PA 17057, USA
Phone (800) 888-7388
Fax (717) 944-1625
<http://www.phoenixcon.com>



© 2011 Phoenix Contact
Technical modifications reserved;