

EMG 10-OV- 5DC/24DC/1

Order No.: 2944203


The illustration shows version EMG 10-OV, with DC voltage output, max. 1 A



<http://eshop.phoenixcontact.de/phoenix/treeViewClick.do?UID=2944203>

Power optocoupler, with light indicator and protection circuits in the input and output circuits, input: 5 V DC, output: 5-36 V DC/ max. 1 A



Commercial data	
GTIN (EAN)	 4 017918 081508
sales group	G111
Pack	10 pcs.
Customs tariff	85364190
Catalog page information	Page 138 (IF-2011)

Product notes

WEEE/RoHS-compliant since:
09/06/2006



<http://www.download.phoenixcontact.com>
Please note that the data given here has been taken from the online catalog. For comprehensive information and data, please refer to the user documentation. The General Terms and Conditions of Use apply to Internet downloads.

Technical data	
Input data	
Nominal input voltage U_N	5 V DC
Input voltage range in reference to U_N	0.9 ... 1.1
Switching threshold "0" signal in reference to U_N	≤ 0.6

Switching threshold "1" signal in reference to U_N	≥ 0.9
Typical input current at U_N	4.2 mA
Typical response time	0.1 ms
Typical turn-off time	0.2 ms
Status display	Yellow LED
Type of protection	Protection against polarity reversal
Protective circuit/component	Polarity protection diode
Transmission frequency	500 Hz

Output data

Output nominal voltage	24 V DC
Output nominal voltage range	5 V DC ... 36 V DC
Limiting continuous current	1 A (see derating curve)
Surge current	2 A (t = 1 s)
Peak offstate voltage	45 V DC (Collector-emitter reverse voltage)
Voltage drop at max. limiting continuous current	≤ 1 V
Output circuit	2-wire, floating
Type of protection	Protection against polarity reversal
Protective circuit/component	Polarity protection diode

Connection data

Connection method	Screw connection
Stripping length	8 mm
Screw thread	M3
Conductor cross section solid min.	0.2 mm ²
Conductor cross section solid max.	4 mm ²
Conductor cross section stranded min.	0.2 mm ²
Conductor cross section stranded max.	2.5 mm ²
Conductor cross section AWG/kcmil min.	24
Conductor cross section AWG/kcmil max	12

General data

Width	10 mm
Height	75 mm
Depth	102 mm
Test voltage input/output	3.5 kV AC
Ambient temperature (operation)	-20 °C ... 50 °C

Ambient temperature (storage/transport)	-20 °C ... 70 °C
Mounting position	Any
Assembly instructions	In rows with zero spacing
Operating mode	100% operating factor
Degree of protection	IP20
Inflammability class acc. to UL 94	V0
Standards/regulations	IEC 60664
	EN 50178
	IEC 62103
Rated surge voltage / insulation	Basic insulation

Certificates / Approvals



Certification GOST

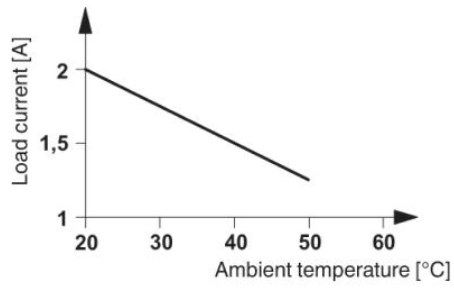
Accessories

Item	Designation	Description
2947585	EMG-SGKS 10	Equipment marker, narrow

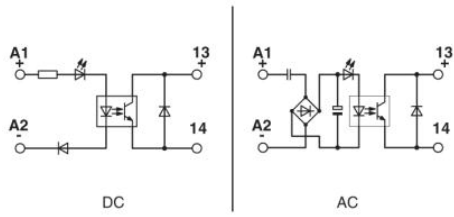
Marking

Diagrams/Drawings

Diagram



Circuit diagram



Address

PHOENIX CONTACT Inc., USA
586 Fulling Mill Road
Middletown, PA 17057, USA
Phone (800) 888-7388
Fax (717) 944-1625
<http://www.phoenixcon.com>



© 2011 Phoenix Contact
Technical modifications reserved;