


REL-MR- 60DC/21

Order No.: 2961118


The illustration shows the version REL-MR- 24DC/21



<http://eshop.phoenixcontact.de/phoenix/treeViewClick.do?UID=2961118>

Pluggable miniature relays, with power contact, 1 PDT, input voltage 60 V DC

Commercial data

GTIN (EAN)	 4 017918 130886
sales group	G084
Pack	10 pcs.
Customs tariff	85364190
Catalog page information	Page 98 (IF-2011)

Product notes

WEEE/RoHS-compliant since:
01/23/2006



<http://www.download.phoenixcontact.com>
Please note that the data given here has been taken from the online catalog. For comprehensive information and data, please refer to the user documentation. The General Terms and Conditions of Use apply to Internet downloads.

Technical data

Coil side

Nominal input voltage U_N	60 V DC
Nominal input current at U_{IN}	3 mA
Typical response time	5 ms
Typical release time	2.5 ms
Coil resistance	20500 Ω +/-15% (at 20°C)

Contact side

Contact type	Single contact, 1-PDT
Contact material	AgSnO
Maximum switching voltage	250 V AC/DC
Minimum switching voltage	5 V (at 100 mA)
Maximum inrush current	(on request)
Min. switching current	10 mA (at 12 V)
Limiting continuous current	6 A
Interrupting rating (ohmic load) max.	140 W (at 24 V DC)
	20 W (for 48 V DC)
	18 W (for 60 V DC)
	23 W (for 110 V DC)
	40 W (for 220 V DC)
	1500 VA (for 250 V AC)

General data

Width	5 mm
Height	28 mm
Depth	15 mm
Test voltage relay winding/relay contact	4 kV AC (50 Hz, 1 min.)
Ambient temperature (operation)	-40 °C ... 85 °C
Ambient temperature (storage/transport)	-40 °C ... 85 °C
Operating mode	100% operating factor
Mechanical service life	2 x 10 ⁷ cycles
Standards/regulations	IEC 60664
	EN 50178
	IEC 62103
Pollution degree	3
Surge voltage category	III
Mounting position	Any
Assembly instructions	In rows with zero spacing

Connection data

Connection method	Plug / solder connection
-------------------	--------------------------

Certificates / Approvals



Certification

CUL, GL, GOST, UL, VDE-PZI, VDE-PZI

Additional products

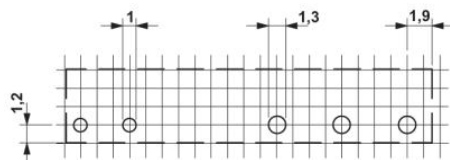
Item	Designation	Description
Basic terminal block with filter		
2980322	PLC-BSC-120UC/ 1/SEN/SO46	6.2 mm PLC sensor basic terminal blocks with screw connection method and integrated RCZ filter against interference voltages and currents on the control side, input voltage 120 V AC/ DC(without relay or optocoupler)
2980319	PLC-BSC-120UC/21/SO46	6.2 mm PLC basic terminal blocks with screw connection method and integrated RCZ filter against interference voltages and currents on the control side, input voltage 120 V AC/DC(without relay or optocoupler)
2980348	PLC-BSC-230UC/ 1/SEN/SO46	6.2 mm PLC sensor basic terminal blocks with screw connection method and integrated RCZ filter against interference voltages and currents on the control side, input voltage 230 V AC/ DC(without relay or optocoupler)
2980335	PLC-BSC-230UC/21/SO46	6.2 mm PLC basic terminal blocks with screw connection method and integrated RCZ filter against interference voltages and currents on the control side, input voltage 230 V AC/DC(without relay or optocoupler)
2980364	PLC-BSP-120UC/ 1/SEN/SO46	6.2 mm PLC sensor basic terminal blocks with spring-cage connection method and integrated RCZ filter against interference voltages and currents on the control side, input voltage 120 V AC/ DC(without relay or optocoupler)
2980351	PLC-BSP-120UC/21/SO46	6.2 mm PLC basic terminal blocks with spring-cage connection method and integrated RCZ filter against interference voltages and currents on the control side, input voltage 120 V AC/ DC(without relay or optocoupler)
2980380	PLC-BSP-230UC/ 1/SEN/SO46	6.2 mm PLC sensor basic terminal blocks with spring-cage connection method and integrated RCZ filter against interference voltages and currents on the control side, input voltage 230 V AC/ DC(without relay or optocoupler)
2980377	PLC-BSP-230UC/21/SO46	6.2 mm PLC basic terminal blocks with spring-cage connection method and integrated RCZ filter against interference voltages and currents on the control side, input voltage 230 V AC/ DC(without relay or optocoupler)

General

2966100	PLC-BSC- 60DC/21	6.2 mm PLC basic terminal blocks with screw connection method, input voltage 60 V DC(without relay or optocoupler)
2966074	PLC-BSC-120UC/ 1/SEN	6.2 mm PLC sensor basic terminal blocks with screw connection method, input voltage 120 V AC/DC(without relay or optocoupler)
2966032	PLC-BSC-120UC/21	6.2 mm PLC basic terminal blocks with screw connection method, input voltage 120 V AC/DC(without relay or optocoupler)
2980416	PLC-BSC-120UC/21-21/SO46	14 mm PLC basic terminal blocks with screw connection method and integrated RCZ filter against interference voltages and currents on the control side, input voltage 120 V AC/DC(without relay or optocoupler)
2980018	PLC-BSC-125DC/21	Basic terminal block
2966087	PLC-BSC-230UC/ 1/SEN	6.2 mm PLC sensor basic terminal blocks with screw connection method, input voltage 230 V AC/DC(without relay or optocoupler)
2966045	PLC-BSC-230UC/21	6.2 mm PLC basic terminal blocks with screw connection method, input voltage 230 V AC/DC(without relay or optocoupler)
2980429	PLC-BSC-230UC/21-21/SO46	14 mm PLC basic terminal blocks with screw connection method and integrated RCZ filter against interference voltages and currents on the control side, input voltage 230 V AC/DC(without relay or optocoupler)
2967332	PLC-BSP- 60DC/21	6.2 mm PLC basic terminal blocks with spring-cage connection method, input voltage 60 V DC(without relay or optocoupler)
2967154	PLC-BSP-120UC/ 1/SEN	6.2 mm PLC sensor basic terminal blocks with spring-cage connection method, input voltage 120 V AC/DC(without relay or optocoupler)
2967167	PLC-BSP-120UC/21	6.2 mm PLC basic terminal blocks with spring-cage connection method, input voltage 120 V AC/DC(without relay or optocoupler)
2967170	PLC-BSP-230UC/ 1/SEN	6.2 mm PLC sensor basic terminal blocks with spring-cage connection method, input voltage 230 V AC/DC(without relay or optocoupler)
2967183	PLC-BSP-230UC/21	6.2 mm PLC basic terminal blocks with spring-cage connection method, input voltage 230 V AC/DC(without relay or optocoupler)

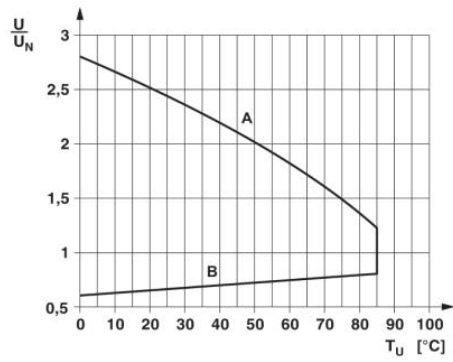
Diagrams/Drawings

Drilling plan/solder pad geometry

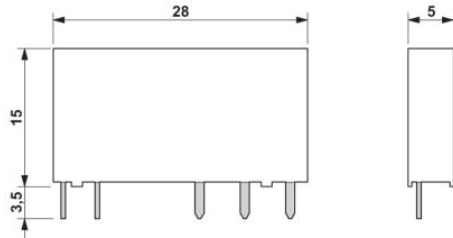


a = pitch division 1.25 mm and 1.27 mm

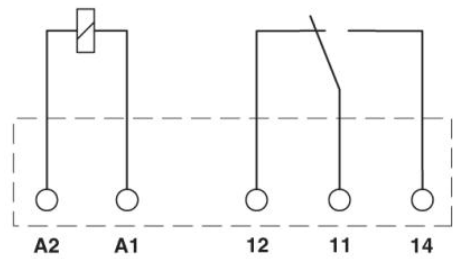
Diagram



Dimensioned drawing



Circuit diagram



Address

PHOENIX CONTACT Inc., USA
586 Fulling Mill Road
Middletown, PA 17057, USA
Phone (800) 888-7388
Fax (717) 944-1625
<http://www.phoenixcon.com>



© 2011 Phoenix Contact
Technical modifications reserved;