


REL-MR- 60DC/21-21

Order No.: 2961273



<http://eshop.phoenixcontact.de/phoenix/treeViewClick.do?UID=2961273>

Pluggable miniature relays, with power contact, 2 PDT, input voltage 60 V DC

Commercial data	
GTIN (EAN)	 4 017918 164034
Note	Made-to-order
sales group	G084
Pack	10 pcs.
Customs tariff	85364900
Catalog page information	Page 60 (IF-2011)

Product notes

WEEE/RoHS-compliant since:
02/09/2006



<http://www.download.phoenixcontact.com>
Please note that the data given here has been taken from the online catalog. For comprehensive information and data, please refer to the user documentation. The General Terms and Conditions of Use apply to Internet downloads.

Technical data

Coil side	
Nominal input voltage U_N	60 V DC
Nominal input current at U_{IN}	8.2 mA
Typical response time	7 ms
Typical release time	3 ms

Coil resistance	7340 Ω \pm 15% (at 20°C)
Contact side	
Contact type	Single contact, 2-PDT
Contact material	AgNi
Maximum switching voltage	250 V AC/DC
Minimum switching voltage	5 V (at 10 mA)
Maximum inrush current	15 A (300 ms)
Min. switching current	10 mA (At 5 V)
Limiting continuous current	8 A
Interrupting rating (ohmic load) max.	190 W (at 24 V DC)
	85 W (for 48 V DC)
	60 W (for 60 V DC)
	44 W (for 110 V DC)
	60 W (for 220 V DC)
	2000 VA (for 250 V AC)
General data	
Width	12.7 mm
Height	29 mm
Depth	15.7 mm
Test voltage relay winding/relay contact	5 kV AC (50 Hz, 1 min.)
Test voltage relay contact/relay contact	2.5 kV AC (50 Hz, 1 min.)
Ambient temperature (operation)	-40 °C ... 85 °C
Ambient temperature (storage/transport)	-40 °C ... 85 °C
Operating mode	100% operating factor
Mechanical service life	3 x 10 ⁷ cycles
Standards/regulations	IEC 60664
	EN 50178
	IEC 62103
Rated surge voltage / insulation	Basic insulation
Pollution degree	3
Surge voltage category	III
Mounting position	Any
Assembly instructions	Can be aligned without spacing (> 70 °C \geq 2.5 mm)

Certificates / Approvals



Certification

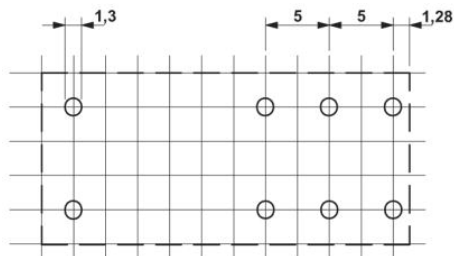
CUL, GL, GOST, UL, VDE-PZI

Additional products

Item	Designation	Description
General		
2967316	PLC-BSC- 60DC/21-21	14 mm PLC basic terminal blocks with screw connection method, input voltage 60 V DC(without relay or optocoupler)
2912468	PLC-BSP- 60DC/21-21	14 mm PLC basic terminal blocks with spring-cage connection method, input voltage 60 V DC(without relay or optocoupler)
2833518	PR1-BSC2/2X21	Relay socket PR1..., for miniature power relay or miniature switching relay with 1 or 2 PDT or solid-state relay of same construction, 2/2 level design, screw connections, connection facility for input/interference suppression modules
2833521	PR1-BSC3/2X21	Relay socket PR1..., for miniature power relay or miniature switching relay with 1 or 2 PDT or solid-state relay of same construction, 1/3 level design, screw connections, connection facility for input/interference suppression modules
2833534	PR1-BSP3/2X21	Relay socket PR1..., for miniature power relay or miniature switching relay with 1 or 2 PDT or solid-state relay of same construction, 1/3 level design, spring-cage connections, connection facility for input/interference suppression modules

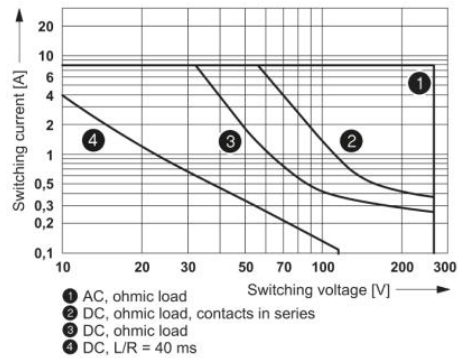
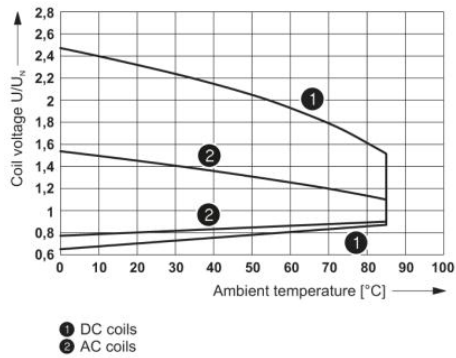
Diagrams/Drawings

Drilling plan/solder pad geometry

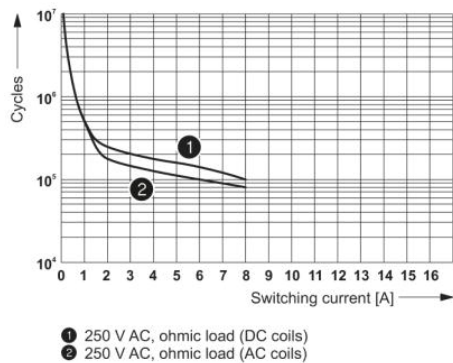


a = pitch division 2.5 mm

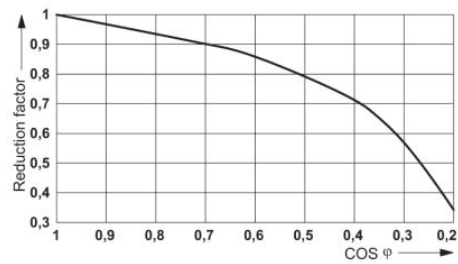
Diagram



Operating voltage range



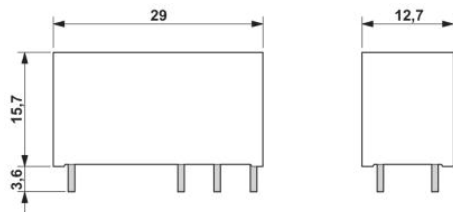
Interrupting rating



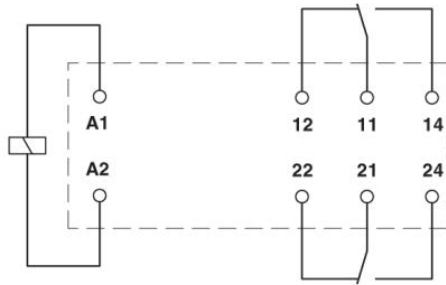
Service life reduction factor with various cos phi

Electrical service life

Dimensioned drawing



Circuit diagram



Address

PHOENIX CONTACT Inc., USA
586 Fulling Mill Road
Middletown, PA 17057, USA
Phone (800) 888-7388
Fax (717) 944-1625
<http://www.phoenixcon.com>



© 2011 Phoenix Contact
Technical modifications reserved;